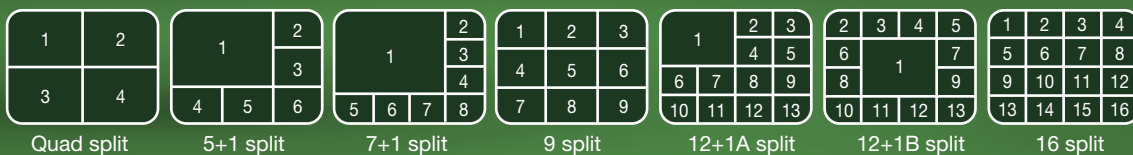


16ch Multi Viewer

MV-162F

The MV-162F Multi Viewer displays 4, 5+1, 7+1, 9, 12+1A, 12+1B, and 16 split-screens for providing seven split-screen pattern settings that mix large and small screen sizes.

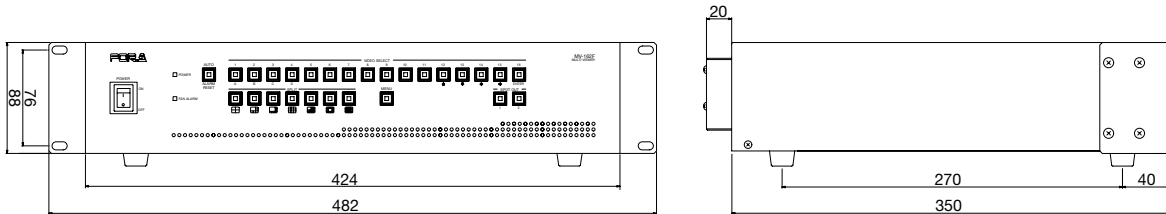


- Up to 16 asynchronous composite video (color, black-and-white) inputs
- Loop-through in all channels for easy system expansion
- In addition to the standard 4, 9, and 16 split-screens, various other unique screen displays are also possible with the 5+1, 7+1, 12+1A, and 12+1B split-screen patterns
- Any input video can be fed to a selected split-screen frame. *The same channel cannot be fed to more than one split-screen frame
- In addition to split-screen display, two spot outputs capable of full screen display are available for any selected input videos
- Includes video loss detection function that indicates when an input signal is cut off by a camera cable being disconnected, a camera being turned off, or other cause
- Enables external control using a Ethernet interface in addition to remote and RS-232C interfaces
- External alarm input/output terminal for alarm-linked displays
- Date and time display function
- Title display function (up to four alphanumeric, symbol characters for each channel)
- Remote control software program equipped as a standard feature (Windows version)

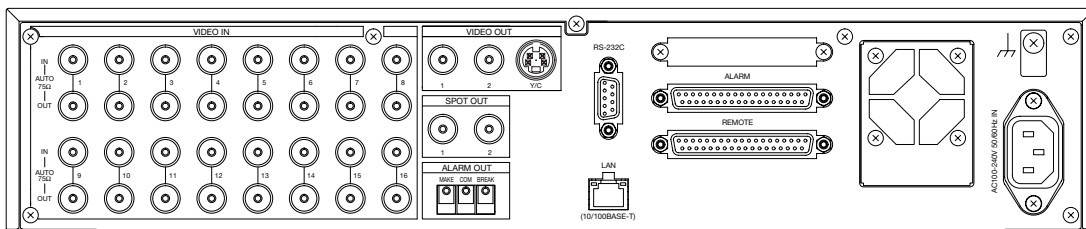
Specifications

● Standard	NTSC or PAL (Auto detect)
● Video Input	Analog composite: Color or B/W, 1.0Vp-p, 75Ω or loopthrough (auto termination), 16ea., BNC
● Video Output	Analog composite: 1.0Vp-p, 75Ω, 2ea., BNC Y/C: Y: 1.0Vp-p ±0.1V, C: 0.286Vp-p (NTSC)/0.3Vp-p (PAL), 75Ω, 1ea., 4-pin S-connector (female)
● Spot Output	Analog composite: 1.0Vp-p ±0.1V, 75Ω, 2ea., BNC (full screen display only) *Switching noise occurs due to the asynchronous signals during channel switching.
● Display Modes	FULL/4/5+1/7+1/9/12+1A/12+1B/16-split
● Automatic Switching Function	Full screen switching: Screen switching can be set for 0 to 30-second intervals (0 seconds results in skip) Split-screen switching: Pattern switching can be set for 1 to 30-second intervals
● Video Loss Detection	Available for each channel. The loss alarm time can be set from 1 to 60 seconds
● Title	Camera title: 4 character/1 line, all inputs Date: Year-Month-Day, Hours: Minutes: Seconds, Time differences: ±10 seconds (0°C - 40°C)
● Special Displays	Alarm display: The automatic switching indicator "A" is displayed on the alarm screen. Video loss display: The automatic switching indicator "L" is displayed on the video loss screen.
● Interfaces	REMOTE: 37-pin D-sub (female) Remote input: Switching between full screen and split screen, TTL negative logic pulse or make contact Time correction input: TTL negative logic pulse or make contact ALARM IN: 37-pin D-sub (male) TTL negative logic pulse, level signal, or make contact: 16 inputs ALARM OUT: Terminal block Relay make contact output, Max. +24VDC 100mA, 2 outputs (make and break) *The output signals (external alarm, video loss, fan alarm) can be selected using the menu. RS-232C: 9-pin D-sub (male) (Operations and menu settings can be made externally using the communication function.) Ethernet: 100Base-TX, RJ-45 (Operations and menu settings can be made from a PC.)
● Setting Data Storage Methods	Lithium-ion battery with backup period of approx. 5 years (for date, menu settings, etc.)
● Temperature / Humidity	0°C - 40°C / 30% - 90% (no condensation)
● Power / Consumption	100VAC - 240VAC±10% 50/60Hz / Approx. 35VA (35W)
● Dimensions / Weight	424 (W) x 88 (H) x 350 (D) mm EIA2RU / 5.0kg
● Accessories	Remote control software: Windows2000 Professional (Service Pack 4 or higher), Windows XP Professional / Home Edition (Service Pack 1 or higher) Rack mount brackets, Operation Manual, AC cord

External Dimensions



Rear View



FOR-A COMPANY LIMITED

Head Office : 3-8-1 Ebisu, Shibuya-ku, Tokyo 150-0013, Japan

FOR-A America Corporate Office : 11125 Knott Ave., Suite #A, Cypress, CA 90630, U.S.A.

FOR-A America East Coast Office : 1065 Avenue of the Americas, Suite #1701A, New York, NY 10018, U.S.A.

FOR-A America Distribution & Service Center : 2400 N.E. Waldo Road, Gainesville, FL 32609, U.S.A.

FOR-A Corporation of Canada : 425 Queen St. W. #211, Toronto, Ontario M5V 2A5, CANADA

FOR-A UK Limited : UNIT C71, Barwell Business Park, Leatherhead Road, Chessington Surrey, KT9 2NY, U.K.

FOR-A Italia S.r.l. : Viale Europa 50 20093, Cologno Monzese (MI), Milan, ITALY

FOR-A Corporation of Korea : 801 Dangsang Bld., 53-1 Dangsang-Dong, Youngdeungpo-Gu, Seoul 150-800, Korea

Homepage: <http://www.for-a.com/>

+81 (0)3-3446-3936 Fax : +81 (0)3-3446-1470

+1 714-894-3311 Fax : +1 714-894-5399

+1 212-861-2758 Fax : +1 212-861-2793

+1 352-371-1505 Fax : +1 352-378-5320

+1 416-977-0343 Fax : +1 416-977-0657

+44 (0)20-8391-7979 Fax : +44 (0)20-8391-7978

+39 02-254-3635/6 Fax : +39 02-254-0477

+82 (0)2-2637-0761 Fax : +82 (0)2-2637-0760

