

HVS-190S/190I "HANABI"

FORA®

NDI[®]

NDI HIGH BANDWIDTH

3G/HD Portable Video Switcher

HVS-190S/190I

HANABI

花火
HANABI



1 M/E video switcher with NDI® connectivity; feature-rich yet compact and cost-effective

Introducing the HVS-190S/190I, a portable 1 M/E video switcher that builds on the features of the capable and popular HVS-490. Take advantage of remote control for off-site event management, and add an HVS-NIF card for NDI® connectivity in a highly reliable mixed SDI/IP system. Includes frame synchronization, resizing, 2.5D wipes and other DVEs, chroma keying, FLEXaKEY™, and more.

The HVS-190S and HVS-190I also have a built-in Web server that lets you change settings from a PC or a tablet. A clip memory feature has been added to the still store to support playback of video or animations and enhances productions through the use of CG wipes, while the multi-viewer meets a diverse range of monitoring needs. The equipment can be used in all types of locations, including live events, sports, news studios, OB vans, editorial offices and presentation venues, making it the ideal tool for shaping the imaginative your ideas.

Product Lineup



HVS-190S (bottom) and HVS-190OU (top)



HVS-190S

Separated Main Unit/Control Panel Type

8 inputs/5 outputs*¹ standard. Expandable up to 20 inputs/11 outputs*¹(optional)*².

The control panel has been laid out specifically with professionals in mind with a design that leverages the knowledge of expert operators. It includes dedicated bus buttons, AUX buttons, a fader controller and direct user buttons for various functions. The main unit offers exceptional expandability to facilitate the addition of a redundant power source unit and various input/output cards.

HVS-190I

Integrated Main Unit/Control Panel Type

8 inputs/5 outputs*¹ standard. Expandable up to 16 inputs/9 outputs*¹(optional)*².

Similar to the HVS-190S in use, this compact video switcher is designed for portability. The inclusion of ample video input and output functionality makes it ideal for use in small broadcast vans and helicopters.

Like HVS-190S, it can be used with an optional redundant PSU and a range of I/O cards.

*¹ Includes 1 HDMI output. *² Maximum varies depending on the options configured.
Appearance subject to change.

HVS-NIF for NDI® Connectivity

HVS-NIF interface cards provide NDI® connectivity for high-quality, low-latency video transmission and NDI® HX for low bit rate transmission. The cards make it easy to build a mixed baseband/IP system you can use to exchange video and audio over a network with other NDI® equipment. This is extremely effective for live video production -whether you are shooting remotely or enjoying easy streaming from computers connected via NDI®.

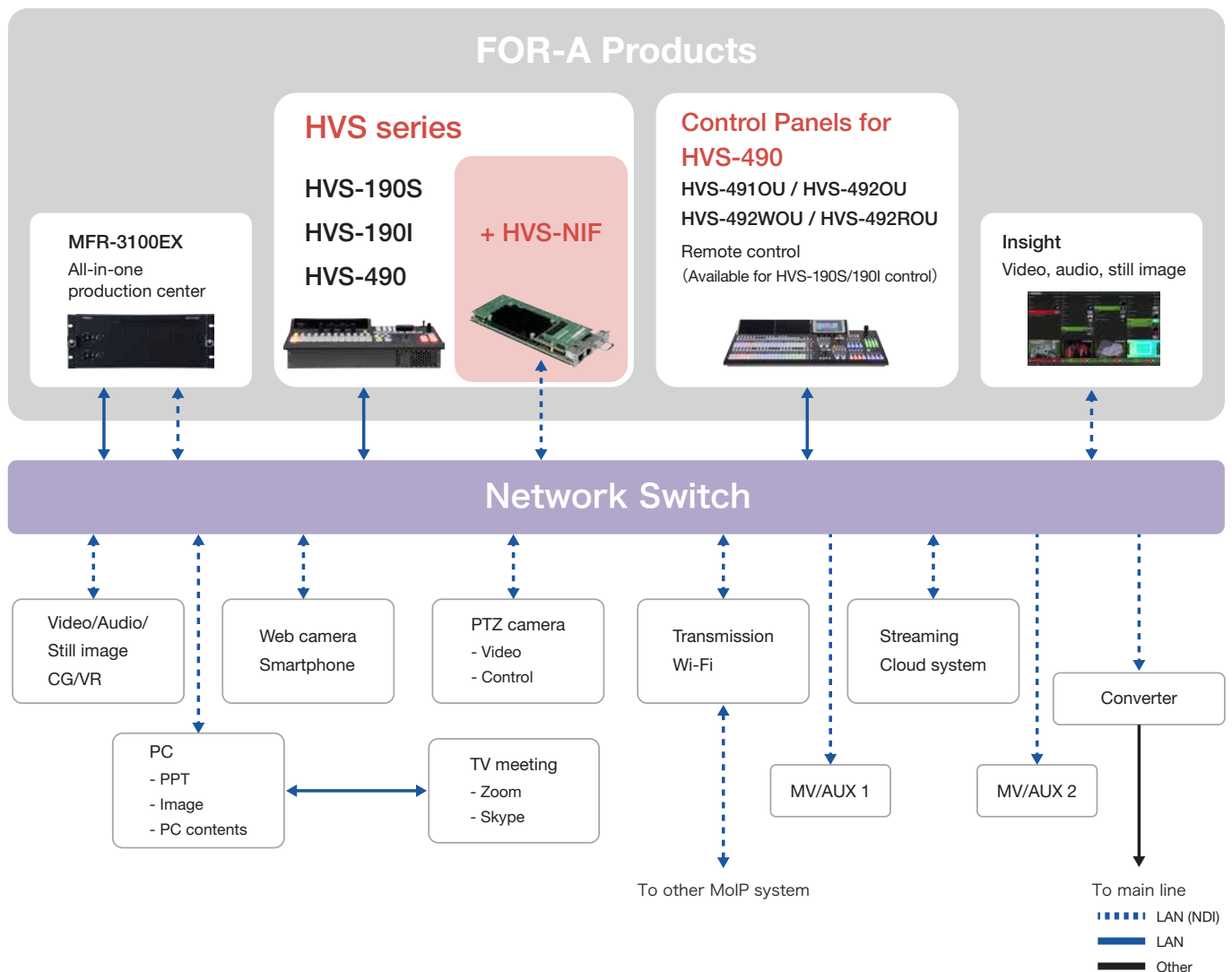
HVS-NIF Features



- Supports NDI® High Bandwidth and NDI® HX input and output.
- Supports 3G/HD-SDI format, with 4 MoIP inputs/2 MoIP outputs per card.
- Supports alpha channel receiving*1.
- Add up to 3 cards to HVS-190S, 2 to HVS-190I or 2 to HVS-490*2.
- Frame sync for all inputs.
- Proc amp functionality: adjust source video luminance, saturation or hue.
- Remote camera operation.
- Dual Gigabit Ethernet ports.
- Hardware-based codec processing for peace of mind when building MoIP systems.

*1 NDI® High Bandwidth only. *2 HVS-490 is 2M/E switcher. For details, visit FOR-A website.

Live Solutions with NDI® and MoIP streaming

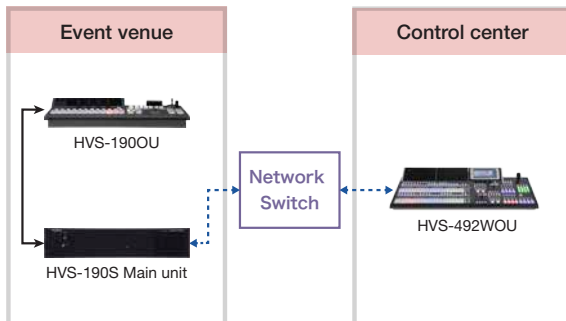


HVS-NIF for NDI® Connectivity

■ Remote Control

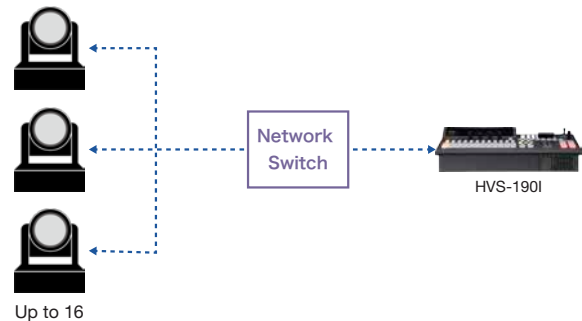
Set up HVS-190S/190I* at venues to manage events remotely from a control panel at your base of operations.

* HVS-190S is shown in the following example.



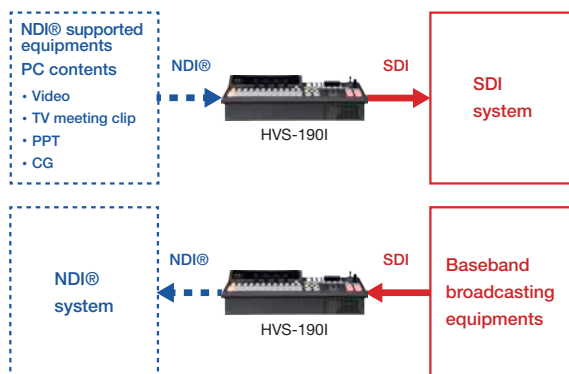
■ PTZ Camera Control

Control multiple PTZ cameras—pan, tilt, or zoom, activate tally lights, set or apply presets, or use stored macros for video switching coordinated by bus buttons. Connect to up to 16 cameras.



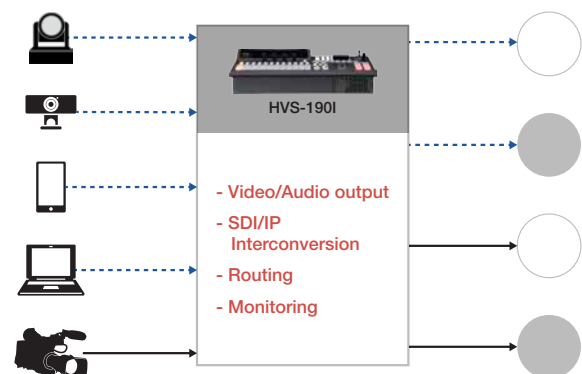
■ Support to Build SDI/NDI® Mixed System

Easily add devices or computer content compatible with NDI® output (such as videos, videoconferencing streams, presentations, or computer graphics) to SDI systems. Reliable baseband switchers can also be added to your NDI® system.



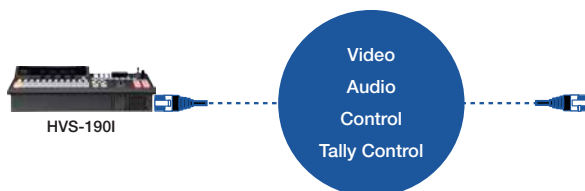
■ SDI/IP Conversion and Routing

Add PTZ camera output, computer content, or other sources to SDI equipment, and freely convert between SDI and MoIP while routing video/audio from a single switcher to multiple devices. SDI/IP sources and output can be arranged side by side with the built-in multi viewer for monitoring over MoIP.



■ 2-way Transfer of Many Signals Using only LAN Cable

Two-way transfer with multiple video, audio, control, or tally systems using only one LAN cable.



■ Excels in Many Applications

Beneficial for broadcasting, live production, corporate events, or other applications, regardless of the market.



Examples of Application

Mixed SDI/NDI® Production

Video feeds with both on-site and remote performers can be sent to the switcher along with computer content. In addition to the PGM bus, provides an ample selection of Aux buses (12) that can be used to send any video back to remote talent.

SDI/IP Simulcasts

Simultaneously with SDI payout, connect to streaming sites via a MoIP stream, enabling mixed or coordinated broadcasts of both sources.

Features

Input/Output

HVS-190S: Separated Main Unit/Control Panel Type

- 8 inputs/5 outputs standard*¹. Expandable up to 20 inputs/11 outputs*¹(optional)*².
- Equipped with 3 video I/O expansion slots, 1 audio I/O expansion slot.

*¹ Includes 1 HDMI output. *² Maximum varies depending on the options configured.

Input/Output Card Configuration

The following outlines combinations of input/output cards that can be used in the HVS-190S/190I slots. Refer to p.10 "Options" for details of cards.

HVS-190S

			Inputs		Outputs		
			3G/HD-SDI	NDI®	3G/HD-SDI	NDI®	HDMI
-	-	-	8	0	4	0	1
HVS-100DI-A	-	-	12	0	4	0	1
HVS-100DI-A	HVS-100DI-A	-	16	0	4	0	1
HVS-100DI-A	HVS-100DO	-	12	0	6	0	1
HVS-100DI-A	HVS-NIF	-	12	4	4	2	1
HVS-100DI-A	HVS-100DI-A	HVS-100DI-A	20	0	4	0	1
HVS-100DI-A	HVS-100DI-A	HVS-100DO	16	0	6	0	1
HVS-100DI-A	HVS-100DI-A	HVS-NIF	16	4	4	2	1
HVS-100DI-A	HVS-100DO	HVS-NIF	12	4	6	2	1
HVS-100DO	-	-	8	0	6	0	1
HVS-100DO	HVS-100DO	-	8	0	8	0	1
HVS-100DO	HVS-NIF	-	8	4	6	2	1
HVS-100DO	HVS-100DO	HVS-100DI-A	12	0	8	0	1
HVS-100DO	HVS-100DO	HVS-100DO	8	0	10	0	1
HVS-100DO	HVS-100DO	HVS-NIF	8	4	6	2	1
HVS-NIF	-	-	8	4	4	2	1
HVS-NIF	HVS-NIF	-	8	8	4	4	1
HVS-NIF	HVS-NIF	HVS-100DI-A	12	8	4	4	1
HVS-NIF	HVS-NIF	HVS-100DO	8	8	6	4	1
HVS-NIF	HVS-NIF	HVS-NIF	8	12	4	6	1

HVS-190I: Integrated Main Unit/Control Panel Type

- 8 inputs/5 outputs standard*¹. Expandable up to 16 inputs/9 outputs*¹(optional)*².
- Equipped with 2 video I/O expansion slots, 1 audio I/O expansion slot.

HVS-190I

		Inputs		Outputs		
		3G/HD-SDI	NDI®	3G/HD-SDI	NDI®	HDMI
-	-	8	0	4	0	1
HVS-100DI-A	-	12	0	4	0	1
HVS-100DI-A	HVS-100DI-A	16	0	4	0	1
HVS-100DI-A	HVS-100DO	12	0	6	0	1
HVS-100DI-A	HVS-NIF	12	4	4	2	1
HVS-100DO	-	8	0	6	0	1
HVS-100DO	HVS-100DO	8	0	8	0	1
HVS-100DO	HVS-NIF	8	4	6	2	1
HVS-NIF	-	8	4	4	2	1
HVS-NIF	HVS-NIF	8	8	4	4	1


Frame Synchronizer

Every input is fitted with frame synchronizers that enable switching of synchronous and asynchronous video signals. Installation of optional expansion cards supports asynchronous picture input from PCs, etc. Each input is also equipped with a process amplifier capable of adjusting the video level and chroma level, etc. of the input signal. Each output is equipped with a safety marker function*.

* HVS-NIF output doesn't support safety marker.

HDMI Output

4K resolution is supported in HDMI 2.0 Level-B output. Can be used to monitor 4 images on 1 screen.



Audio Playback Support

Play back clips with audio. Sound effects can be mixed on switched videos using CG-Wipe effects. To utilize this function, download the audio data to the HVS-190S/190I in advance.

Digital Audio Interface*

Add the HVS-49AES Digital Audio I/O Card for 4 AES inputs and 4 outputs. Mux audio to PGM output, or demux audio from any input.

* To be supported.

Keyer, FLEXaKEY™

Includes 2 keyers and 4 FLEXaKEYs, enabling linear/luminance-based keying. Keyer gain, clip level, and transparency adjustment is supported, with edge* and mask functions also provided.

FLEXaKEY can be assigned to either the M/E PGM, M/E PST or an AUX output. As we also include the ability to mix on an Aux crosspoint selection, the Aux outputs can effectively and creatively be used to do away with the need for multiple M/Es, when creating different outputs for different screens or feeds at a live venue.

* Keyer only.

FLEXaKEY:

A simple keyer that can be freely assigned to M/E or Aux. Used in conjunction with regular keyers, FLEXaKEY provides even more keyers.

Features

■ Advance Chroma Key

An advanced, high-quality 1 chroma keyer that can be assigned to any keyer or FLEXaKEY™. Enables full-featured compositing without stand-alone units. Without using fill/key signal output or keyer/FLEXaKEY functionality, users can create composite images by chroma keying the chosen input as a source for the M/E row.

■ DVE

Provides 4 freely assignable 2.5D DVEs.* Configure enlargement, reduction, rotation, borders, and other settings for each channel composited. Also available for background transitions.

* Up to 2 DVEs when using 3G-SDI.

■ Abundant Transitions and DVEs

Transitions include wipe, mix, cut, full/non-additive mix, and others. Features 100 wipe patterns as well as 2.5D DVE wipes such as rotate and reposition. Used with clip memory, this enables wipe transitions created on a computer to be used without relying on a keyer. 2 sub-effects* can also be applied, such as negative, mosaic, defocus, mono, freeze, or paint.

* Up to 1 DVE when using 3G-SDI.

■ AUX Transition

Choose from cut, mix, or wipe transitions when switching video among all Aux outputs.

■ Macro

A macro function enables you to store and register a series of operations and then perform complicated operations with one push of a button. Up to 100 patterns can be stored.

■ Direct Pattern

Assign up to 20 patterns and modification details with pattern numbers.

■ 2 Still/Clip Stores

Provides 2 sets of still stores and clip memories for use as source material. Supply stills in jpeg, targa, bitmap, or png format from a computer via LAN or from a USB flash drive. Internal memory can hold 937 frames, with instant switching between image files during playback.

Clip memory also enables use of wipes created on a computer. Other features include process amplifier functionality for adjustment of video gain, offset, or hue. As recording media, use devices (including SD cards) connected by USB or order the switcher with an optional SSD. Stills can be saved on the switcher using backup functionality for access even after it has been restarted.

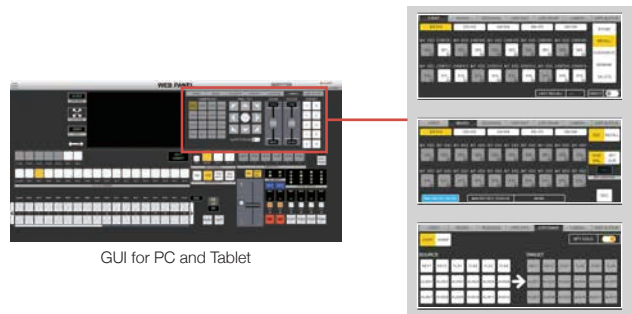
■ Event Memory

Store up to 100 patterns consisting of BKGD, KEYER, FLEXaKEY, AUX, MV, CK, SUBEFF, and STILL. Even the startup status is available as an event memory option. Switch panel settings all at once with the press of a button. Seamless execution of complex video switching from a single button, with your choice of event-switching effects and switching times. Ideal for live applications.

■ GUI Control Function via Web Browser

An in-built Web server enables the settings of the HVS-190S and HVS-190I to be changed from a PC via a network. Mobile and tablet terminals can also be used through a wireless access point.

The browser-based GUI of HVS-490 has been refined for greater convenience and significantly better usability. Operations such as applying event memory or macros or selecting patterns are possible from the upper right of the screen.



GUI for PC and Tablet

■ External Interfaces

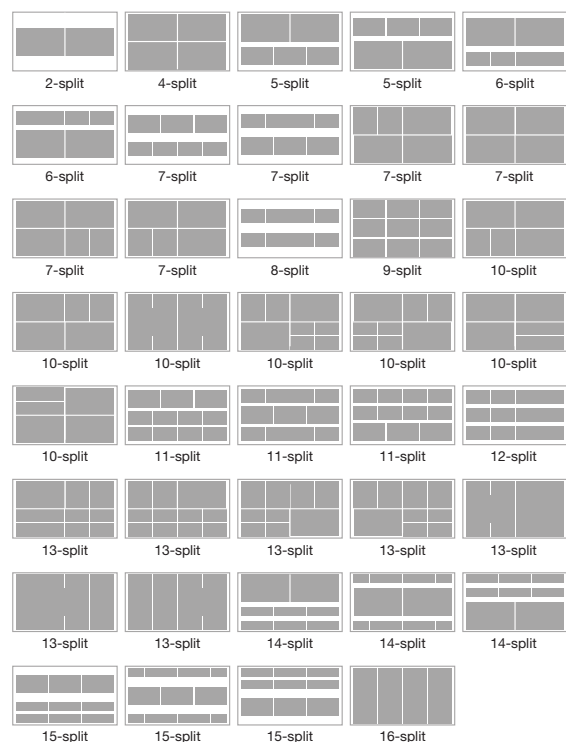
External interfaces include GPI port supporting up to 24 inputs/outputs and two RS-422 ports as standard. An Ethernet port is used during PC control.

■ 39 Kinds of Multi Viewer Split Patterns Able to Be Selected as Standard.

1 built-in multi viewer output can display up to 16 windows, and optionally, an identically specced multi viewer output can be added. Layout patterns without borders can also be selected.

Display channels can be freely assigned, allowing assignment of not only input source but also PGM output.

Display options include title, frame tally, audio level meter, and clock (analog/digital).



Control Panel

Control Panel for HVS-190

Both the separate control panel for the HVS-190S (HVS-190OU) and the integrated control panel for the HVS-190I provide exceptional convenience and control consistent with HVS-190 specifications. 12 Aux buttons are available, as well as 4 FLEXaKEY™s, LINE DVE PGM/PST operations, and more. Available operations enable settings configuration, switching between Keyer, FLEXaKEY, and Aux, and applying event memory. Use PGM/PST bus buttons for Aux transitions, and freely assign user buttons to a variety of functions.

HVS-190OU/190I 1 M/E (12 buttons) Control Panel




Control Panels for HVS-490

Ample control panel connectivity is provided. HVS-190S users can connect HVS-190OU and up to 2 HVS-490 control panels. HVS-190I supports up to 2 HVS-490 control panels. HVS-490 control panels also enable remote control over LAN.

Advantages include enhanced usability and accurate control through customizable RGB button lights assigned to specific video material or button functions, an OLED display for material, a 7-inch touch panel, source and macro name display, and more. Direct input via a three-axis (XYZ) joystick, menu control knobs, and a keypad. A range of functions can also be assigned to user buttons in convenient locations on the control panel. Use an SD card to load or save configuration files and stills.

HVS-491OU 1 M/E (12 buttons) Control Panel



Control Panel


HVS-492ROU 2 M/E (12 buttons) Control Panel



HVS-492OU 2 M/E (18 buttons) Control Panel



HVS-492WOU 1 M/E (18 buttons) Control Panel




Rear Panel

Appearance subject to change.


HVS-190OU Rear



HVS-190I Rear



HVS-190S Front



HVS-190S Rear



Options

Expansion Card

HVS-190S Rear

Equipped with 3 video I/O expansion slots, 1 audio I/O expansion slot.
 Add HVS-100DI-A, HVS-100DO, or HVS-NIF to the video slots.

HVS-190I Rear

Equipped with 2 video I/O expansion slots, 1 audio I/O expansion slot.
 Add HVS-100DI-A, HVS-100DO, or HVS-NIF to the video slots.



HVS-100DI-A

4 Channel Digital Input Card

4 channels of 3G/HD-SDI input are possible with a single card. A frame synchronizer function for all inputs and re-size (expansion) function for 2 inputs are provided. SD*1 images can be processed internally as HD images.



HVS-100DO

2 Channel Digital Output Card

2 channels of 3G/HD-SDI output are possible with a single card. As down-converters are provided for all outputs, HD and SD images can simultaneously be output.



HVS-NIF

NDI® I/F Card

Optional card for NDI® connectivity. Supports NDI® High Bandwidth and NDI® HX input and output, with 4 inputs/2 outputs per card. Proc amp, tally light control, remote camera operations (PTZ), and other functionality included.



HVS-49AES*2

Digital Audio Input/Output Card

Supports 4 lines of input and output (8 channels) of balanced or unbalanced audio input and output. Use an internal sampling rate converter to sync audio input to the system. Output AES audio from SDI embedded audio, and mux source AES audio on SDI signals in Aux output.

*1 SD-SDI is not available when the system format is 1089p. *2 To be supported.

Options

Software

HVS-190ED

Editor Control Software

Add support for protocols used for editing on other video systems (BVS/DVS, GV).

Others

HVS-AUX16A/16C/32A/64A

AUX Bus Control Box (ethernet connection)

AUX bus control boxes with either 16, 32 or 64 buttons. The 16-button control boxes and the 32-button control box are 1RU in size and the 64-button control box is 2RU in size. 9 AUX bus control boxes can be daisy-chained via Ethernet.



HVS-AUX16A



HVS-AUX16C
with button displays



HVS-AUX32A



HVS-AUX64A

HVS-190SPSM/190PSO

Redundant Power Supply Unit

- HVS-190SPSM: For the HVS-190S
- HVS-190PSO: For the HVS-190OU Control Panel

HVS-49PSO

Redundant Power Supply Unit

- For HVS-491OU/492OU/492WOU/492ROU (HVS-490 Control Panels)

HVS-190MV

Multi Viewer Expansion

An additional multi viewer output, enabling up to 16 split display. Choose a layout from 39 patterns. Free assignment of the channels enables video output and input source display. Display options include title, frame tally, audio level meter, and clock (analog/digital).

HVS-AUX16B/16D

AUX Bus Control Box (ethernet connection)

Desktop type of AUX bus control boxes with 16 buttons.



HVS-AUX16B



HVS-AUX16D/with button displays

HVS-TALR32

HVS-TALOC32

Tally Control Unit (via RS-422)

Open collector type HVS-TALOC32 or relay type HVS-TALR32 can be connected. They are both half-rack size, and up to 5 units can be connected to the HVS-190S or HVS-190I.

- HVS-TALOC32: open collector type with 32 terminals.
- HVS-TALR32: relay type with 32 terminals.



HVS-TALOC32

HVS-190IPSM

Redundant Power Supply Unit

- For the HVS-190I

HVS-190SSD

SSD Expansion

SSD for still and clip storage.

HVS-190S / 190OU / 190I Datasheet

1. Specifications

HVS-190S Basic specifications

Temperature	0°C to 40°C (If 3 cards of HVS-100DI-A installed: 0°C to 35°C)	
Humidity	10% to 90% (no condensation)	
Power	AC 100 V to 240 V $\pm 10\%$ 50/60 Hz	
Consumption	Standard: 66 W (at AC 100-120 V) W/ full options: 184 W (at AC 100-120 V)	68 W (at AC 220-240 V) 178 W (at AC 220-240 V)
Dimensions	430 (W) x 245 (D) x 88 (H) mm 480 (W) (Including rack mount brackets)	
Weight	5.85 kg (Standard), 7.7 kg (W/ full options)	
Consumables (at 24-hour operation)	Power unit: Recommended replacement period: 5 years Cooling fan: Recommended replacement period: 4 years	

HVS-190S Technical specifications

Video format	1080p/59.94, 50(Level-A) 1080i/59.94, 50 1080p/23.98, 24, 25, 29.97 1080PsF/23.98, 24, 25, 29.97 720p/59.94, 50	
Color sampling	YCbCr: 4:2:2 10bit	
Number of video inputs	Std: 8	SDI x 8
	Max: 20	Up to 3 cards
Video input	HD-SDI or 3G-SDI 75 Ω BNC x 8 (W/ frame synchronizer for all inputs)	
Video input (option)	Up to 3 input cards (in 3 optional I/O card slots)	
HVS-100DI-A	HD-SDI or 3G-SDI 75 Ω BNC x 4 (W/ frame synchronizer for all inputs) 1080p/59.94, 50(Level-B) support SD-SDI acceptable to Input 1 and 2 (Up-resized to HD after input, Unavailable in 1080p)	
HVS-NIF	NDI (High Bandwidth) or NDI HX 4 inputs 1000BASE-T RJ-45 x 2	
Number of video outputs	Std: 5	SDI x 4, HDMI x1
	Max: 11	Up to 3 cards
Video output	HD-SDI or 3G-SDI 75 Ω BNC x 4	
	HDMI 2.0 Level-B (Type-A) x 1 (AUDIO support)	
Video output (option)	Up to 3 input cards (in 3 optional I/O card slots)	
HVS-100DO	HD-SDI or 3G-SDI 75 Ω BNC x 2	

HVS-NIF		NDI (High Bandwidth) or NDI HX 2 outputs 1000BASE-T RJ-45 x 2
Genlock input		BB (NTSC/PAL) or Tri-level sync 75Ω BNC x 1 Loop-through or 75Ω terminated
Genlock adjustment range		Horizontal timing: ±1H
Genlock output		BB (NTSC/PAL) or Tri-level Sync 75Ω BNC x 1
FS / Proc Amp		W/ frame synchronizer and Proc Amp for all inputs
Effects		
Pattern	For BKGD and KEY	
	WIPE	100 patterns, w/ border and softness
	2D DVE	58 patterns
Sub effect channel		2 channels (1 channel in 1080p/59.94, 50) (MOSAIC, PAINT, DEFOCUS, NEGA, MONO, STROBE, FREEZE)
Transition		Operation: Fader, AUTO button or CUT button Type: MIX, WIPE (including DVE)
Still/Clip memory		Still: 2 memories Clip: 2 memories Recording time: 937 frames (approx. 31 seconds for 1080/59.94i) * Backup data with HVS-190SSD (option)
Key	KEY1 KEY2	Bus key, Luminance key and Full key Edge/shadow available
	FLEXaKEY 1-4	Bus key, Luminance key and Full key Insertion to M/E or AUX videos
Chromakey		1 channel
DVE channel		4 channels (2 channels in 1080p/59.94, 50) (For BKGD, KEY1-2 and FLEXaKEY1-4)
Multi-viewer		Std: 1 channel Max: 2 channels (2-16 windows, 39 layout patterns) Features: Title, Tally, Audio meter, Safety area and Border Delay: 1 frame referring to PGM output.
Event memory		100 events: Settings for BKGD, KEY1-2, FLEXaKEY1-4, AUX, MV, CK, SUBEFF, STILL.
Input adjustment range		±0.5 H (-0.3 H to +0.7H for 1080/50p Level-B)
I/O delay	Minimum delay	1H
	W/ FS	0-1 F + minimum delay
	W/ up-resizing	1-2 F + minimum delay
	W/ FS + DVE	1-2 F + minimum delay
	W/ FS + resizing output + DVE	2-3 F + minimum delay
Audio input/output (option) HVS-49AES (Support planned)		Digital audio input (AES/EBU): 4 stereo-pairs 32/44.1/48kHz 16-24bit Balanced 110Ω 25-pin D-sub (female) x 1 (inch screws) (for both in /out) Or unbalanced 75Ω BNC x 4
		Digital audio output (AES/EBU): 4 stereo-pairs 48kHz 24bit Balanced 110Ω 25-pin D-sub (female) x 1 (inch screws) (for both in /out) Or unbalanced 75Ω BNC x 4

Interfaces	
TO OU	For HVS-190OU connection RJ-45 x 1
HVS-LAN	100BASE-TX/1000BASE-T RJ-45 x 1
EXT-LAN	100BASE-TX/1000BASE-T RJ-45 x 1
GPI IN/TALLY OUT	25-pin D-sub (female) x 1 (inch screws) 24-input/output: GPI in/out, tally output (program output available) Open collector or relay contact input Open collector output
RS-422	9-pin D-sub (female) x 2 (inch screws) For video recorder/player, router, tally unit and editor connection
USB	USB2.0 (Type-A) x 1 For USB stick connection

HVS-190S Options

HVS-190ED	Editor control software
HVS-190MV	Multi-view channel expansion
HVS-190SSD	SSD expansion
HVS-190SPSM	Redundant power unit supply for HVS-190S
HVS-100DI-A	4-channel digital input card
HVS-100DO	2-channel digital output card
HVS-NIF	NDI I/F card
HVS-49AES	Digital audio input/output card

HVS-190S Accessories

AC adapter, Power cord, and Quick setup guide

HVS-190OU Basic specifications

Temperature	0°C to 40°C
Humidity	10% to 90% (no condensation)
Power	AC 100 V to 240 V $\pm 10\%$ 50/60 Hz DC12V (supplied with the AC adapter)
Consumption	15 W (at AC100-120V), 15 W (at AC220-240V)
Dimensions	420 (W) x 246 (D) x 87.2 (H) mm
Weight	3.0 kg (Standard, w/ AC adapter) 3.4 kg (w/ HVS190IPSO)
Consumables (at 24-hour operation)	Power unit: Recommended replacement period: 5 years

HVS-190OU Technical specifications

Interface	
TO OU	For HVS-190S connection RJ-45 x 1

HVS-190OU options

HVS-190PSO	HVS-190OU redundant power supply unit
EIA rack mount brackets	

HVS-190OU Accessories

MU/OU connection cable, AC adaptor and Power cord

HVS-190I Basic specifications

Temperature	0°C to 40°C		
Humidity	10% to 90% (no condensation)		
Power	AC 100 V to 240 V \pm 10% 50/60 Hz DC12V / 16A (supplied with the AC adapter)		
Consumption	Standard:	78 W (at AC 100-120V)	74 W (at AC 220-240V)
	W/ full options:	155 W (at AC 100-120V)	153 W (at AC 220-240V)
Dimensions	420 (W) x 246 (D) x 136 (H) mm		
Weight	6 kg (Standard , including AC adapter) 7.8 kg (W/ full options)		
Consumables (at 24-hour operation)	Power unit: Recommended replacement period: 5 years Cooling fan: Recommended replacement period: 4 years		

HVS-190I Technical specifications

Video format	1080p/59.94, 50(Level-A) 1080i/59.94, 50 1080p/23.98, 24, 25, 29.97 1080PsF/23.98, 24, 25, 29.97 720p/59.94, 50	
Color sampling	YCbCr: 4:2:2 10bit	
Number of video inputs	Std: 8	SDI x 8
	Max: 16	Up to 2 cards
Video input	HD-SDI or 3G-SDI 75 Ω BNC x 8 (W/ frame synchronizer for all inputs)	
Video input (option)	Up to 2 input cards (in 2 optional I/O card slots)	
HVS-100DI-A	HD-SDI or 3G-SDI 75 Ω BNC x 4 (W/ frame synchronizer for all inputs) 1080p/59.94, 50(Level-B) support SD-SDI acceptable to Input 1 and 2 (Up-resized to HD after input, Unavailable in 1080p)	
HVS-NIF	NDI (High Bandwidth) or NDI HX 4 inputs 1000BASE-T RJ-45 x 2	
Number of video outputs	Std: 5	SDI x 4, HDMI x1
	Max: 9	Up to 2 cards
Video output	HD-SDI or 3G-SDI 75 Ω BNC x 4	
	HDMI 2.0 Level-B (Type-A) x 1 (AUDIO support)	
Video output (option)	Up to 2 input cards (in 2 optional I/O card slots)	
HVS-100DO	HD-SDI or 3G-SDI 75 Ω BNC x 2	
HVS-NIF	NDI (High Bandwidth) or NDI HX 2 outputs 1000BASE-T RJ-45 x 2	
Genlock input	BB (NTSC/PAL) or Tri-level sync 75 Ω BNC x 1 Loop-through or 75 Ω terminated	
Genlock adjustment range	Horizontal timing: \pm 1H	
Genlock output	BB (NTSC/PAL) or Tri-level Sync 75 Ω BNC x 1	

FS / Proc Amp		W/ frame synchronizer and Proc Amp for all inputs
Effects		
Pattern	For BKGD and KEY	
	WIPE	100 patterns, w/ border and softness
	2D DVE	58 patterns
Sub effect channel		2 channels (1 channel in 1080p/59.94, 50) (MOSAIC, PAINT, DEFOCUS, NEGA, MONO, STROBE, FREEZE)
Transition		Operation: Fader, AUTO button or CUT button Type: MIX, WIPE (including DVE)
Still/Clip memory		Still: 2 memories Clip: 2 memories Recording time: 937 frames (approx. 31 seconds for 1080/59.94i) * Backup data with HVS-190SSD (option)
Key	KEY1 KEY2	Bus key, Luminance key and Full key Edge/shadow available
	FLEXaKEY 1-4	Bus key, Luminance key and Full key Insertion to M/E or AUX videos
Chromakey		1 channel
DVE channel		4 channels (2 channels in 1080p/59.94, 50) (For BKGD, KEY1-2 and FLEXaKEY1-4)
Multi-viewer		Std: 1 channel Max: 2 channels (2-16 windows, 39 layout patterns) Features: Title, Tally, Audio meter, Safety area and Border Delay: 1 frame referring to PGM output.
Event memory		100 events: Settings for BKGD, KEY1-2, FLEXaKEY1-4, AUX, MV, CK Cross fade switching available at event recall
Input adjustment range		±0.5 H (-0.3 H to +0.7H for 1080/50p Level-B)
I/O delay	Minimum delay	1H
	W/ FS	0-1 F + minimum delay
	W/ up-resizing	1-2 F + minimum delay
	W/ FS + DVE	1-2 F + minimum delay
	W/ FS + resizing output + DVE	2-3 F + minimum delay
Audio input/output (option) HVS-49AES (Support planned)		Digital audio input (AES/EBU): 4 stereo-pairs 32/44.1/48kHz 16-24bit Balanced 110Ω 25-pin D-sub (female) x 1 (inch screws) (for both in /out) Or unbalanced 75Ω BNC x 4
		Digital audio output (AES/EBU): 4 stereo-pairs 48kHz 24bit Balanced 110Ω 25-pin D-sub (female) x 1 (inch screws) (for both in /out) Or unbalanced 75Ω BNC x 4
Interfaces		
HVS-LAN		100BASE-TX/1000BASE-T RJ-45 x 1
EXT-LAN		100BASE-TX/1000BASE-T RJ-45 x 1
GPI IN/TALLY OUT		25-pin D-sub (female) x 1 (inch screws) 24-input/output: GPI in/out, tally output (program output available) Open collector or relay contact input Open collector output

RS-422	9-pin D-sub (female) x 2 (inch screws) For video recorder/player, router, tally unit and editor connection
USB	USB2.0 (Type-A) x 1 For USB stick connection

HVS-190I Options

HVS-190ED	Editor control software
HVS-190MV	Multi-view channel expansion
HVS-190SSD	SSD expansion
HVS-190IPSM	Redundant power unit supply for HVS-190I
HVS-100DI-A	4-channel digital input card
HVS-100DO	2-channel digital output card
HVS-NIF	NDI I/F card
HVS-49AES	Digital audio input/output card

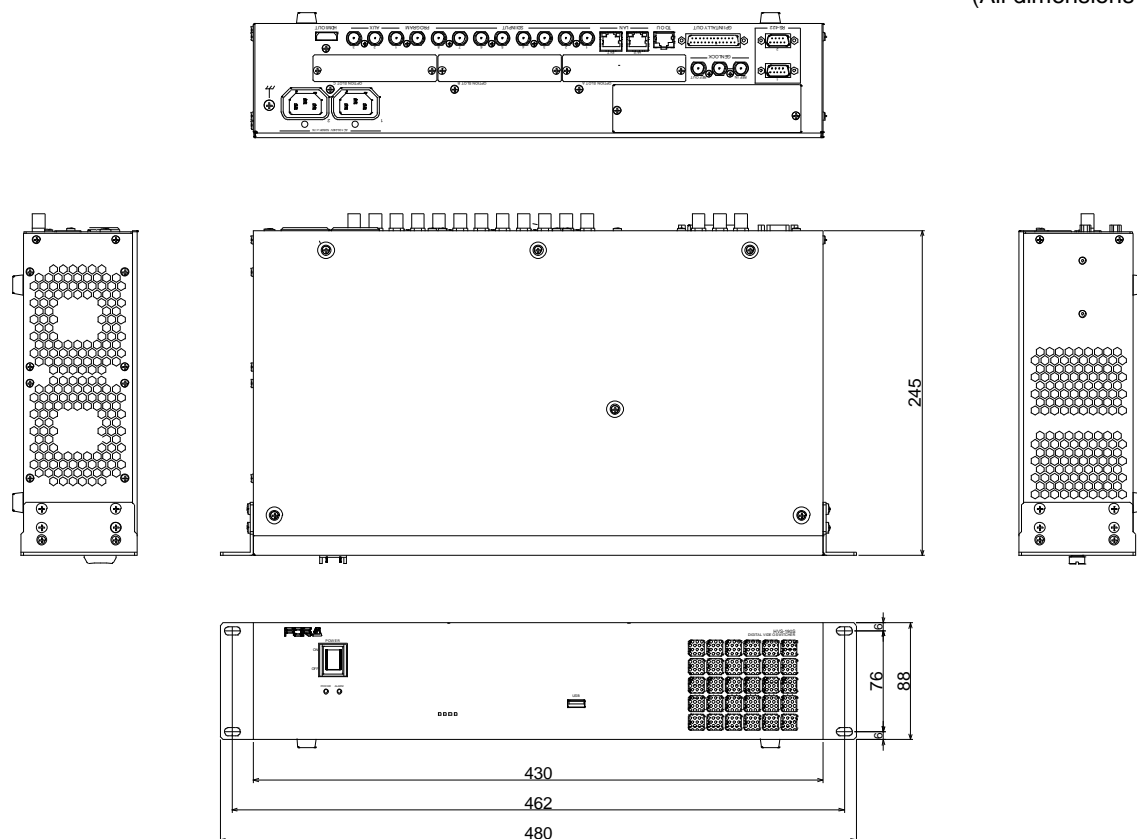
HVS-190I Accessories

AC adaptor, Power cord, and Quick setup guide

2. External Dimensions

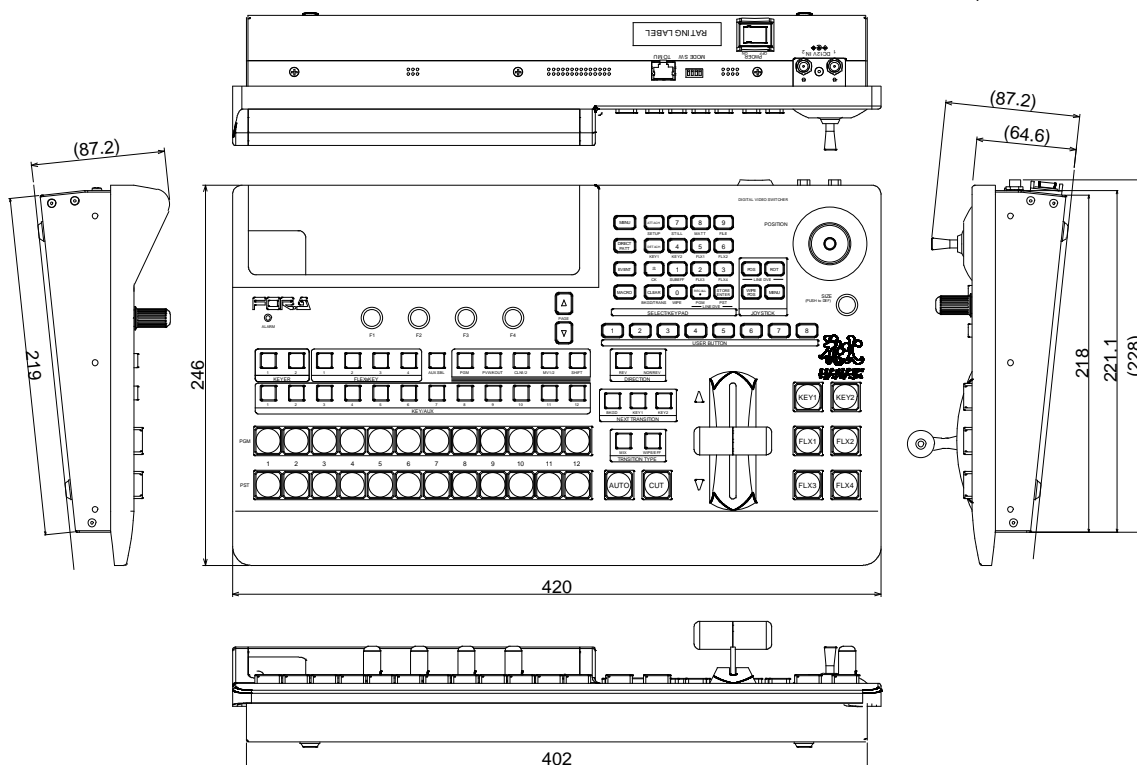
HVS-190S

(All dimensions in mm.)



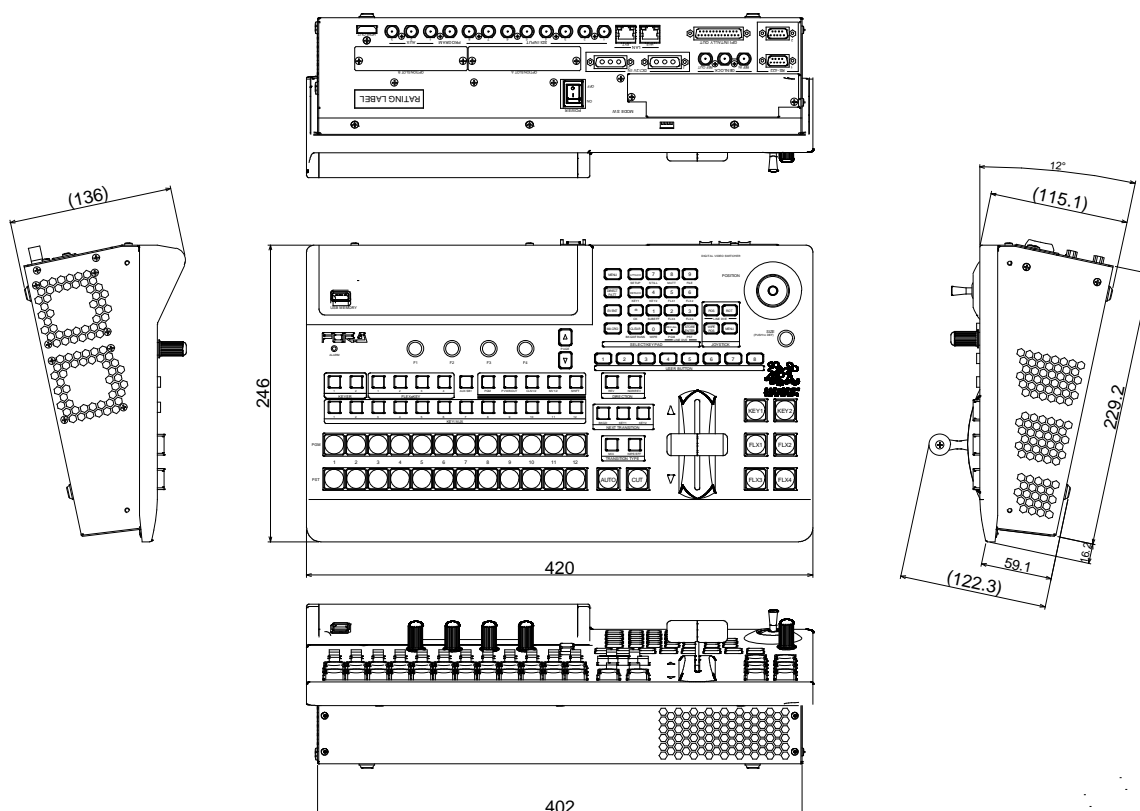
HVS-190OU

(All dimensions in mm.)



HVS-190I

(All dimensions in mm.)





FOR-A COMPANY LIMITED www.for-a.com

ISO 9001 and 14001 certified
(Sakura R&D)

Head Office:

3-8-1 Ebisu, Shibuya-ku, Tokyo 150-0013, Japan
Tel: +81 (0)3-3446-3936

**FOR-A Corporation of America
Corporate Office/Service Center:**

11155 Knott Ave., Suite G, H & I, Cypress, CA 90630, U.S.A.
Tel: +1 714-894-3311

FOR-A Corporation of America Northeast Office:

Tel: +1 973-220-8471

FOR-A Corporation of America Southeast Office:

Tel: +1 305-773-7608

FOR-A Corporation of America Support Center:

2400 N.E. Waldo Road, Gainesville, FL 32609, U.S.A.
Tel: +1 352-262-5779

FOR-A Latin America and the Caribbean Miami Office:

Tel: +1 657-600-5759

FOR-A Latin America and the Caribbean Sao Paulo Office:

Tel: +55 11-99913-3751

FOR-A Latin America and the Caribbean Mexico City Office:

Tel: +52-55-5072-4969

FOR-A Europe S.r.l.:

Via Volturno, 37, 20861, Brughiero MB, Italy
Tel: +39 (0)39-916-4811

FOR-A UK Limited:

Trident Court, 1 Oakcroft Road, Chessington, KT9 1BD, UK
Tel: +44 (0)20-3044-2935

FOR-A Italia S.r.l.:

Via Volturno, 37, 20861, Brughiero MB, Italy
Tel: +39 (0)39-881-086

FOR-A Corporation of Korea:

1007, 57-5, Yangsan-ro, Yeongdeungpo-gu, Seoul 07271, Korea
Tel: +82 (0)2-2637-0761

FOR-A China Limited:

1618A Huateng Building, No. 302, 3 District, Jinsong, Chaoyang,
Beijing 100021, China
Tel: +86 (0)10-8721-6023

FOR-A Middle East-Africa Office:

DSC Tower, Office 207, Dubai Studio City,
P.O. Box 502688, Dubai, UAE
Tel: +971 (0)4-551-5830

FOR-A India Private Limited Corporate Office:

Unit No: 800, World Trade Tower, Sector-16, Noida-201301, Uttar
Pradesh, India
Tel: +91-120-4238674 / +91-120-4252330

FOR-A India Private Limited Mumbai Office:

202-203, Wellington Business Park No-01, Marol, Off, Andheri Kurla
Road, Andheri East, Mumbai-400059, Maharashtra, India
Tel: +91 22-49795570

FOR-A South East Asia Hong Kong Office:

Studio 09, Rm. A1, 3/F., Phase 1, Hang Fung Ind. Bldg., 2G Hok
Yuen St., Hung Hom, Hong Kong
Tel: +852-2110-9227

FOR-A South East Asia Singapore Office:

Tel: +65-8686-8086