

HVS-6000/6000M

HVS-2240OU/3320OU/2120ROU Datasheet

1. Specifications

HVS-6000/6000M basic specifications

Temperature	0°C to 40°C	
Humidity	30% to 90% (no condensation)	
Power	100 V - 240 V AC ±10%, 50/60 Hz	
Consumption	[HVS-6000]	Standard: 950 W (at 100-120 V) 950 W (at 220-240 V) Full option: 1800 W (at 100-120 V) 1800 W (at 220-240 V)
	[HVS-6000M]	Standard: 873 W (at 100-120 V) 856 W (at 220-240 V) Full option: 930 W (at 100-120 V) 895 W (at 220-240 V)
Dimensions	[HVS-6000]	430 (W) x 500 (D) x 532 (H) mm 480 (W) (including rack mount brackets)
	[HVS-6000M]	430 (W) x 500 (D) x 310 (H) mm 480 (W) (including rack mount brackets)
Weight	[HVS-6000]	65 kg (With all options: 80 kg)
	[HVS-6000M]	45 kg (With all options: 47 kg)
Consumables (at 24-hour operation)	Power supply unit: Replace every 5 years. Cooling fans: Replace every 5 years. SSD: Replace every 5 years (which vary depending on usage environment).	

HVS-6000/6000M technical specifications

Number of M/Es	[HVS-6000]	Standard :	2M/E
		HVS-6000ME x 1:	3M/E
		HVS-6000ME x 2:	3M/E+DSK
		HVS-6000ME x 2 + HVS-6000ME4:	4M/E
	[HVS-6000M]		2M/E
Video format	UHD 4K: 2160p /59.94, 50 (Single Link 12G-SDI) Full HD: 1080p / 59.94, 50 (Level-A only) HD: 1080i / 59.94, 50 10-bit YCbCr 4:2:2		
Video input	12G-SDI: 12 Gbps, HD-SDI: 1.5 Gbps 75Ω BNC		
Video input (option)	HVS-6000SDI 12G-SDI: 12 Gbps, HD-SDI: 1.5 Gbps 75Ω BNC x 8		
Number of inputs	[HVS-6000]	Standard: 24, Max: 80	
	[HVS-6000M]	Standard: 24, Max: 32	
Video output	12G-SDI: 12 Gbps, HD-SDI: 1.5 Gbps 75Ω BNC		
Video output (option)	HVS-6000SDO 12G-SDI: 12 Gbps, HD-SDI: 1.5 Gbps 75Ω BNC x 8		
Number of outputs	[HVS-6000]	Standard: 24 (AUX 16), Max: 48 (included 32 auxiliaries)	
	[HVS-6000M]	24 (AUX 16)	
Signal processing	10-bit YCbCr Key: 4:2:2:4		
Reference input	75Ω BNC x 1 w/ loop-through (Terminate with 75Ω if not used.)		

System phase adjust	(Horizontal) -1/2H to +1/2H	
I/O delay	Minimum delay:	UHD 4K: 2H HD: 1H (depending on conditions)
	W/ FS:	0-1 frame + minimum delay
	W/ FS and DVE:	Interlace: 1-2 frames + minimum delay Progressive: 2-3 frames + minimum delay
Effects	Wipe patterns:	100 (W/ modifier)
	DVE patterns:	30 or more (W/ modifier)
	2D DVE: Std: 8 channels (1 channel per KEY, including DVE patterns) Max: 16 channels (in 4 M/E) 3D DVE: Std: 2 channels (1 channel per M/E BKGD, including DVE patterns) Max: 4 channels (in 4 M/E)	
Transition	Execution: Fader, AUTO or CUT button Type: MIX or WIPE (DVE and CG WIPE included)	
Still/Clip store	[HVS-6000] UHD 4K: 4 channels (W/ key), HD: 8 channels (W/ key) [HVS-6000M] UHD 4K: 2 channels (W/ key), HD: 4 channels (W/ key) Built-in RAM for up to 2,000 non-compressed video frames (Approx. 30 sec) Auto backup/resume	
KEY	[HVS-6000] Std: 8 channels (4 per M/E), Max. 16 channels [HVS-6000M] Std: 8 channels (4 per M/E) Bus key, Luminance key, Full key and Chroma key, Mask and Invert	
DSK (HVS-6000)	4 channels (4 keys and 4 backgrounds) Bus key, Luminance key and Full key, Mask	
Event memory buffers	Global: 100, Local: 100, Keyer: 8, Control panel: 10	
Macros	100 macros	
Interfaces		
LAN 1 (MAIN) LAN 2 (SUB)	100BASE-TX/1000BASE-T, RJ-45 x 2 For OU Control Unit and other device connection	
GPI IN	15-pin D-sub (female) x 1 (w/ inch screws) 12 inputs	
TALLY OUT	25-pin D-sub (female) x 1 (w/ inch screws) 23 outputs	
RS-422	9-pin D-sub (female) x 6 (w/ inch screws) For Tally Unit connection	
ALARM	9-pin D-sub (female) x 1 (w/ inch screws) Fan and power alarms, Relay contact output	

HVS-6000 options

HVS-6000ME	M/E / DSK expansion card (M/E expansion if installed on M/E slot and DSK expansion if installed on OPTION slot)
HVS-6000PSM	Power Supply Units (UNIT 3/4) for power redundancy
HVS-6000SDI	12G-SDI Input expansion card
HVS-6000SDI-EX	12G-SDI Input expansion card (for I/O slots)
HVS-6000SDO	12G-SDI Output expansion card
HVS-6000SDOC	Down-converter software license for each output
HVS-6000ME4	4M/E expansion with 2 HVS-6000ME options with this license

HVS-6000M options

HVS-6000PSM	Power Supply Units for power redundancy
HVS-6000SDI	12G-SDI Input expansion card

HVS-6000/6000M external options

HVS-AUX16A/32A/64A/16B/16C/16D	Auxiliary Unit (Ethernet LAN connection)
HVS-TALR20/32	Tally Control Unit (Relay type) (Hanabi Series Option) (RS-422 connection)
HVS-TALOC20/32	Tally Control Unit (Open Collector type) (Hanabi Series Option) (RS-422 connection)

HVS-6000/6000M accessories

AC Cord, Rack Mount Brackets, CD-ROM, Quick Setup Guide

HVS-2240OU/3320OU/2120ROU basic specifications

Temperature	0°C to 40°C		
Humidity	30% to 90% (no condensation)		
Power	100 V - 240 V AC \pm 10%, 50/60 Hz		
Consumption		100-120 V	220-240 V
	[2240OU]	46 W	46 W
	[3320OU]	67 W	63 W
	[2120ROU]	46 W	46 W
Dimensions	[2240OU]	1060 (W) x 354 (D) x 155 (H) mm	
	[3320OU]	1196 (W) x 494 (D) x 155 (H) mm	
	[2120ROU]	430 (W) x 420 (D) x 127 (H) mm	
Weight	[2240OU]	12 kg	
	[3320OU]	22 kg (23 kg w/ redundant power supply)	
	[2120ROU]	8 kg	
Consumables (at 24-hour operation)	Power supply unit: Replace every 5 years. SBC battery: Replace every 3 years.		

HVS-2240OU/3320OU/2120ROU technical specifications

Number of lines	[2240OU]	2
	[3320OU]	3
	[2120ROU]	2
Number of bus buttons	[2240OU]	24
	[3320OU]	32
	[2120ROU]	12
Interfaces		
VGA	For PC monitor connection	
HDMI	For touch panel connection	

USB	[2240OU/3320OU] Panel: 2.0 (Type-A) x 2, Rear: 2.0 (Type-A) x 4 [2120ROU] Panel: 2.0 (Type-A) x 2, Rear: 3.0 (Type-A) x 2
LAN 1 (MAIN)	RJ-45 x 1 For HVS-6000 connection
LAN 2 (SUB)	[2240OU/3320OU] RJ-45 x 1 For HVS-6000 connection [2120ROU] RJ-45 x 2 For HVS-6000 connection
GPI IN/TALLY OUT	[2240OU/3320OU] 25-pin D-sub (female) x 1 (inch screws) 12-input/12-output
GPI I/O	[2120ROU] 15-pin D-sub (female) x 1 (inch screws) 6-input/6-output
DC OUTPUT(5V)	[2120ROU] 4-pin XLR x 1 For LED lamp (w/ power switch and controller)
LAMP	[2120ROU] USB 2.0 (Type-A) x 1 For LED lighting

HVS-2240OU/3320OU/2120ROU option

HVS-2000PSO	OU Power Supply Unit for power redundancy
-------------	---

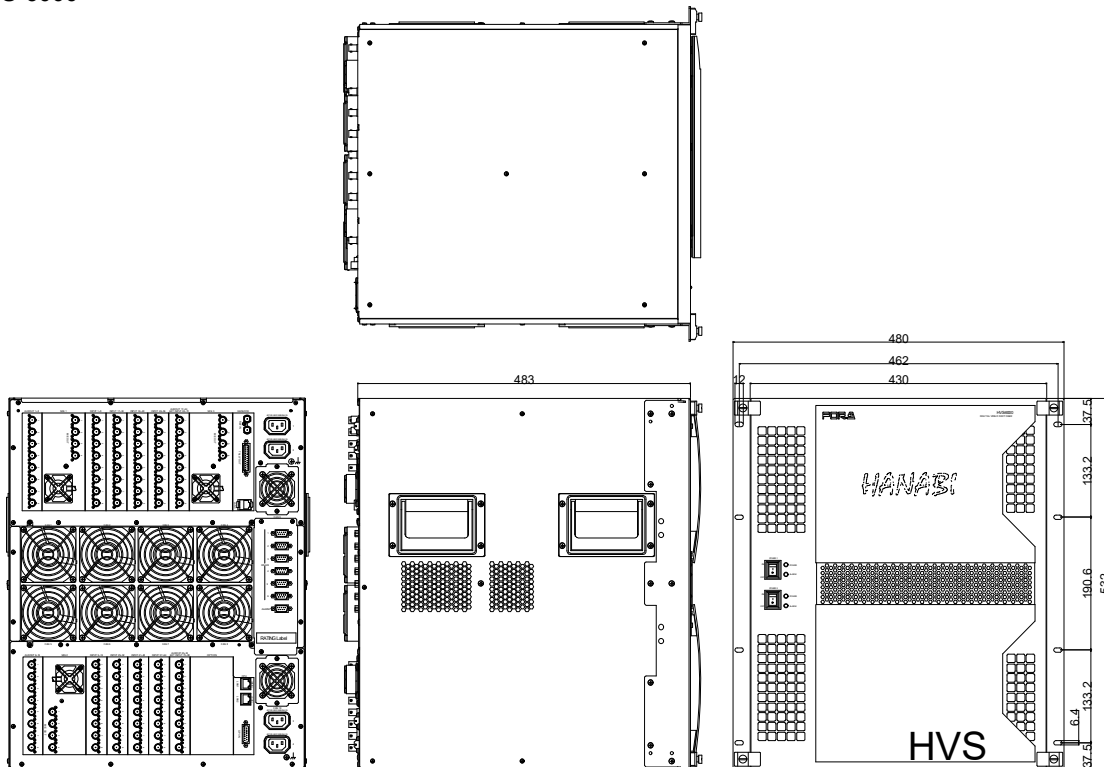
HVS-2240OU/3320OU/2120ROU accessories

Bus button partition plate, User button cover plate, Control cable, AC Cord or AC adapter

2. External Dimensions

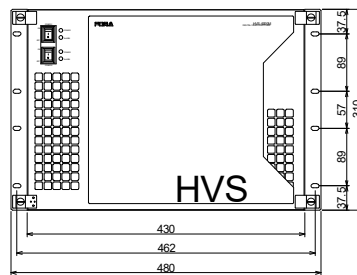
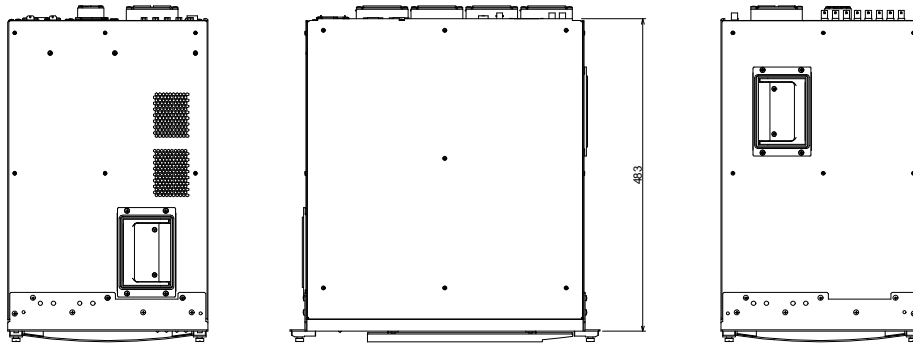
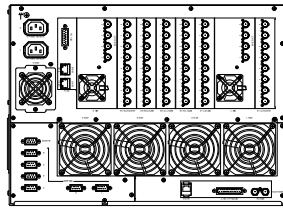
(All dimensions in mm.)

HVS-6000

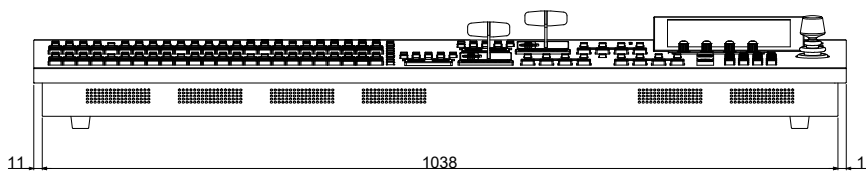
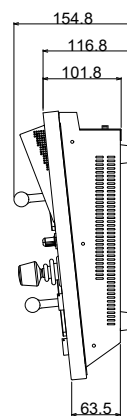
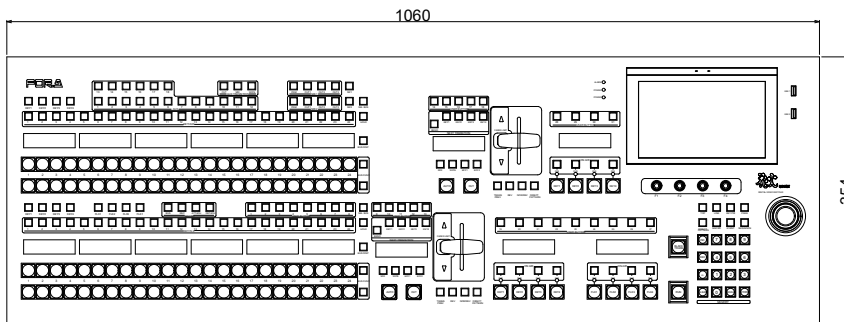
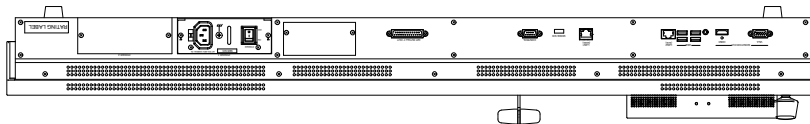


(All dimensions in mm.)

HVS-6000M

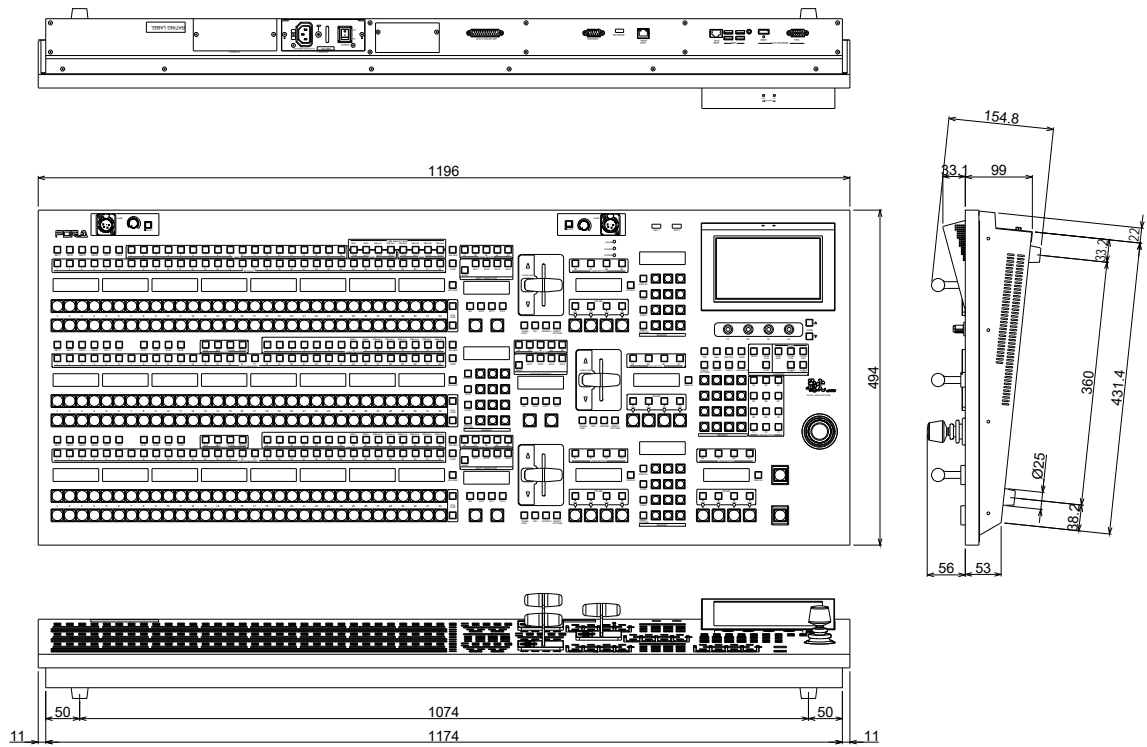


HVS-22400U



(All dimensions in mm.)

HVS-3320OU



HVS-2120ROU

