

HVS-1200/491OU/492OU/492WOU/492ROU Datasheet

1. Specifications

Basic specifications

Temperature/humidity	0°C to 40°C/10% to 90% (no condensation)	
Power	AC 100 V to 240 V±10%, 50/60 Hz	
Consumption	HVS-1200 (standard): 540 W (at 100-120 V), 506 W (at 220-240 V) HVS-1200 (full option): 640 W (at 100-120 V), 597 W (at 220-240 V) HVS-491OU: 16 W (at 100-120 V), 16 W (at 220-240 V) HVS-492OU: 27 W (at 100-120 V), 28 W (at 220-240 V) HVS-492WOU: 30 W (at 100-120 V), 28 W (at 220-240 V) HVS-492ROU: 20 W (at 100-120 V), 18 W (at 220-240 V)	
Dimensions	HVS-1200: 430 (W) mm x 132 (H) mm x 490 (D) mm 480 (W) mm (Including rack mount brackets) HVS-491OU: 430 (W) mm x 132 (H) mm x 376.4 (D) mm HVS-492OU: 646 (W) mm x 132 (H) mm x 510 (D) mm HVS-492WOU: 844 (W) mm x 132 (H) mm x 484 (D) mm HVS-492ROU: 430 (W) mm x 132 (H) mm x 474 (D) mm	
Weight	HVS-1200: 18 kg (With all options: 22 kg) HVS-491OU: 6 kg (With redundant power supply: 7 kg) HVS-492OU: 11 kg (With redundant power supply: 11 kg) HVS-492WOU: 12 kg (With redundant power supply: 13 kg) HVS-492ROU: 7 kg (With redundant power supply: 8 kg)	
Consumables (at 24-hour operation)	HVS-1200: Power supply unit: Replace every 5 years. Cooling fans: Replace every 4 years. HVS-491OU: Power supply unit: Replace every 5 years. HVS-492OU: Power supply unit: Replace every 5 years. HVS-492WOU: Power supply unit: Replace every 5 years. HVS-492ROU: Power supply unit: Replace every 5 years.	

Technical specifications

	4K UHD	HD
M/E, MELite	M/E1, MELite1	M/E1, M/E2, MELite1-4
Control panels	HVS-492WOU: 2M/E 22 buttons HVS-492OU: 2M/E 18 buttons HVS-492ROU: 2M/E 12 buttons HVS-491OU: 1M/E 12 buttons	
Video formats	2160p/59.94, 50 Single-Link 12G-SDI Quad-Link 3G-SDI Level-A (2SI) YCbCr 4:2:2 10-bit 2160p/29.97, 25, 24, 23.98 Single-Link 6G-SDI Dual-Link 3G-SDI Level-B-DS (2SI) YCbCr 4:2:2 10-bit	3G-SDI (Level-A): 1080p/59.94, 50 HD-SDI: 1080p/29.97, 25, 24, 23.98 1080i/59.94, 50 1080PsF/29.97, 25, 24, 23.98 720p/59.94, 50
Number of video input	10	40
Video inputs	12G-SDI: 12 Gbps BNC x 10 or 6G-SDI: 6 Gbps BNC x 10 or 3G-SDI: 3 Gbps BNC x 40 75 Ω (Frame synchronizer x 10)	3G/HD-SDI: 3/1.5 Gbps BNC x 40 75Ω (Frame synchronizer x 40)

Number of video outputs (SDI)	8 (2: Quad-Link 3G-SDI) (4: Dual-Link 3G-SDI)	8
Number of video outputs (HDMI)	2	
Video outputs (SDI)	12G/6G/3G-SDI: 12/6/3 Gbps BNC x 8 75 Ω	3G/HD-SDI: 3/1.5 Gbps BNC x 8 75 Ω
Video outputs (HDMI)	HDMI 2.0 Level-B (TYPE A) x 2 (AUDIO supported)	
AUX outputs (Internal bus)	6 channels * Video signal switching available in 4 channels (Similar function as MELite)	
Color sampling	YCbCr Key 4 : 2 : 2 : 4, Digital component, 10-bit	
Proc amplifier	Equipped with all inputs	
Color corrector	1 channel	4 channels
Keyer	KEY1, KEY2: Luminance key, FULL key, Bus key, Chromakey, Box mask, Pattern mask, EDGE Destination: M/E FLEXaKEY1: Luminance key, FULL key, Bus key, Chromakey Destination: M/E, AUX *Available chromakey: Total 1 channel	M/E1KEY1-4, M/E2KEY1-4: Luminance key, FULL key, Bus key, Chromakey, Box mask, Pattern mask, EDGE Destination: M/E FLEXaKEY1-4: Luminance key, FULL key, Bus key, Chromakey Destination: M/E, AUX *Available chromakey: Total 4 channels (3 channels for 1080/59.94p, 50p)
2.5D DVE	2 channels * 4 channels with HVS-49DVE option	16 channels (8 channels for 1080/59.94p, 50p. Buses limited.) * 16 channels with HVS-49DVE option
Transition	Available controller: Fader, AUTO button, CUT button Type: MIX, WIPE (Including DVE)	
Sub Effects	1 channel	4 channels (3 channels for 1080/59.94p, 50p)
Multi viewer	Output channels: 2 Split display: 2-16 Display: Title, tally, audio level meter	
Still/clip store	1 channel	4 channels
Event memory	100 events: Crossfade switching available when recalling events. * Event data made in HD are not applicable to 4K and vice versa.	
Macro	100 macros - No. 00-89: Up to 30 actions, No. 90-99: Up to 300 actions	
Genlock input	BB: 0.429 Vp-p (NTSC)/0.45 Vp-p (PAL) or Tri-level sync: 0.6 Vp-p, 75Ω, BNC x1, loop-through (to be terminated with 75Ω terminator, if unused)	
Genlock output	BB: 0.429 Vp-p (NTSC)/0.45 Vp-p (PAL) or Tri-sync: 0.6 Vp-p, 75Ω, BNC x 1	
System timing adjustment	Horizontal: -1/2H to +1/2H	

Video I/O delay	Minimum delay (Approx. 1.4H) * 720/59.94p (Approx. 1.7H), 720/50p (Approx. 1.8H), SD (Approx. 2.6H) 0 to 1 frames + Minimum delay (when FS or input re-sizing engine used) 1 to 2 frames + Minimum delay (when FS or input re-sizing engine plus DVE used)
External memory	SD-CARD slot
Audio input(option)	
HVS-49AES (AES/EBU)	Balanced, 0.2-7 Vp-p, 110Ω, 25-pin D-sub (female) x 1, input/output, 4 stereo pairs, 32/44.1/48 kHz, 16-bit to 24-bit or Unbalanced, 1.0 Vp-p, 75Ω, BNC x 4, 4 stereo pairs, 32/44.1/48 kHz, 16-bit to 24-bit
MUTE control	1 to 16 channels for embedded audio output (Group1-4), Applicable to M/E1 and two AUX buses (1 from AUX01-03 and 1 from AUX04-06).
Audio Output	Embedded audio to each SDI output: 1-16 channel 48 kHz 16-bit to 24-bit
Audio Output (option)	
HVS-49AES (AES/EBU)	Balanced, 3.3 Vp-p, 110Ω, 25-pin D-Sub (female) x 1, input/output, 4 stereo channel pairs, 48 kHz, 24-bit Unbalanced, 1.0 Vp-p, 75Ω, BNC x 4, 4 stereo channel pairs, 48 kHz, 24-bit
Audio Delay	0 - 85 ms (adjustable in 1 ms steps)
Audio Processing	Sampling rate converter (SRC), Gain control
Interface	
LAN HVS (OU) LAN EXT	100BASE-TX/1000BASE-T, RJ-45 x 2 For OU and other external control unit connection
GPI IN/ALARM	25-pin D-sub (female) x 1 (inch screw) 19 inputs
GPI/TALLY OUT	25-pin D-sub (female) x 1 (inch screw) 22 outputs
RS-422	9-pin D-sub (female) x 2 (inch screw) *For router connection
HVS LAN	HVS-491OU/492OU/492WOU/492ROU: 100BASE-TX/1000BASE-T, RJ-45 x 1
GPI I/O	HVS-491OU/492OU/492WOU/492ROU: 15-pin D-sub (female) x 1 (inch screw), 6 inputs/6 outputs

HVS-1200 Options

HVS-49PSM	Redundant Power Supply Unit for HVS-1200
HVS-49SSD240G	SSD Option (Capacity: 240 GB)
HVS-1200ED	Editor Control Software
HVS-49DVE	2.5D DVE expansion card
HVS-49AES	Digital Audio I/O Card

HVS-1200 Accessories

AC cord, EIA rack mount brackets, and Quick setup guide

HVS-491OU/492OU/492WOU/492ROU Options

HVS-49PSO	Redundant Power Supply Unit for operation units
Rack Mount Brackets	Rack Mount Brackets for operation units

HVS-491OU/492OU/492WOU/492ROU Accessories

Control cable and AC cord

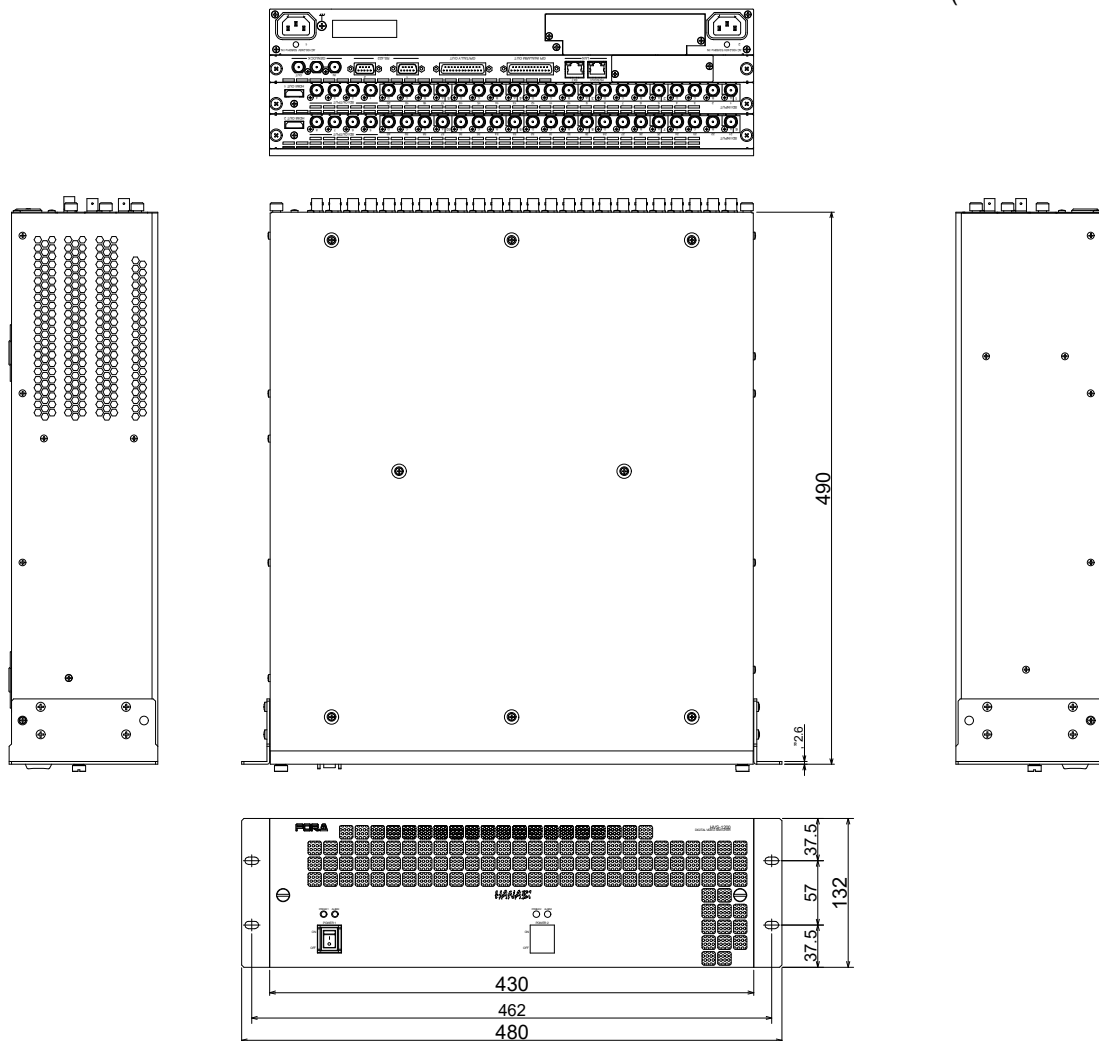
Other Options

HVS-AUX16A/16B/16C/16D/32A/64A	Auxiliary Unit (Ethernet LAN connection)
HVS-TALR32	Tally Control Unit (Relay type) (Hanabi Series Option) (RS-422 connection)
HVS-TALOC32	Tally Control Unit (Open Collector type) (Hanabi Series Option) (RS-422 connection)

2. External Dimensions

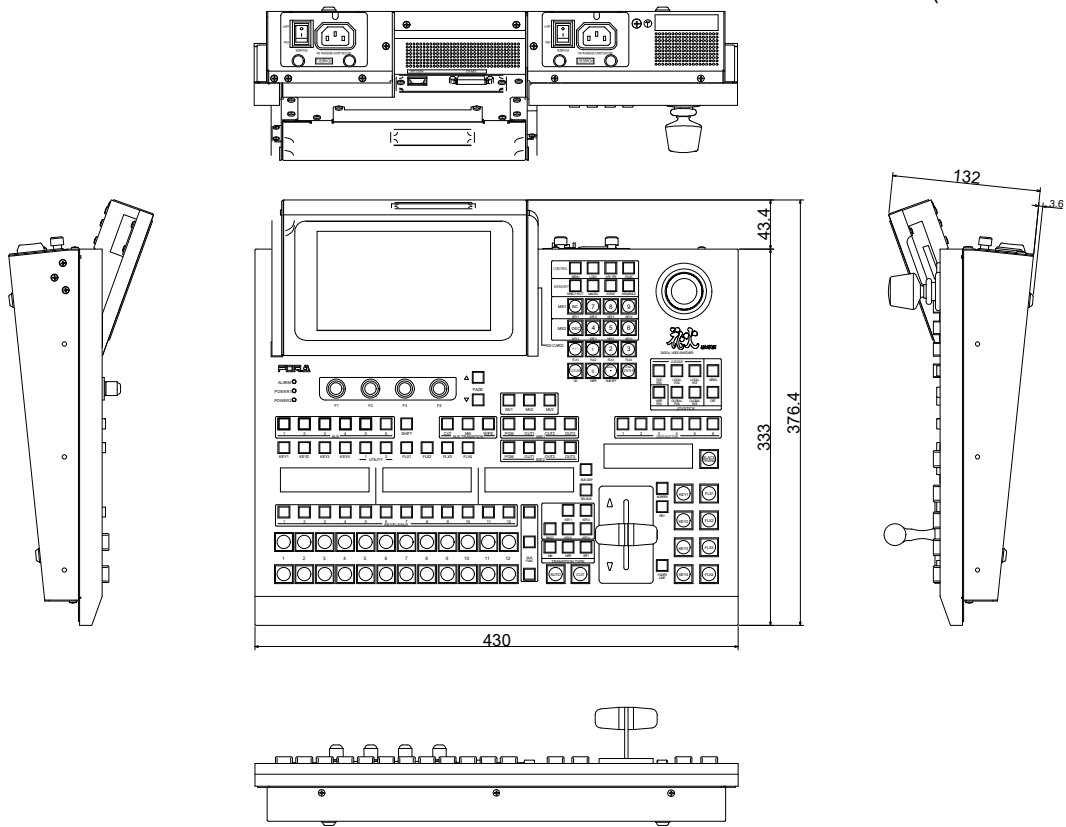
HVS-1200

(All dimensions in mm.)



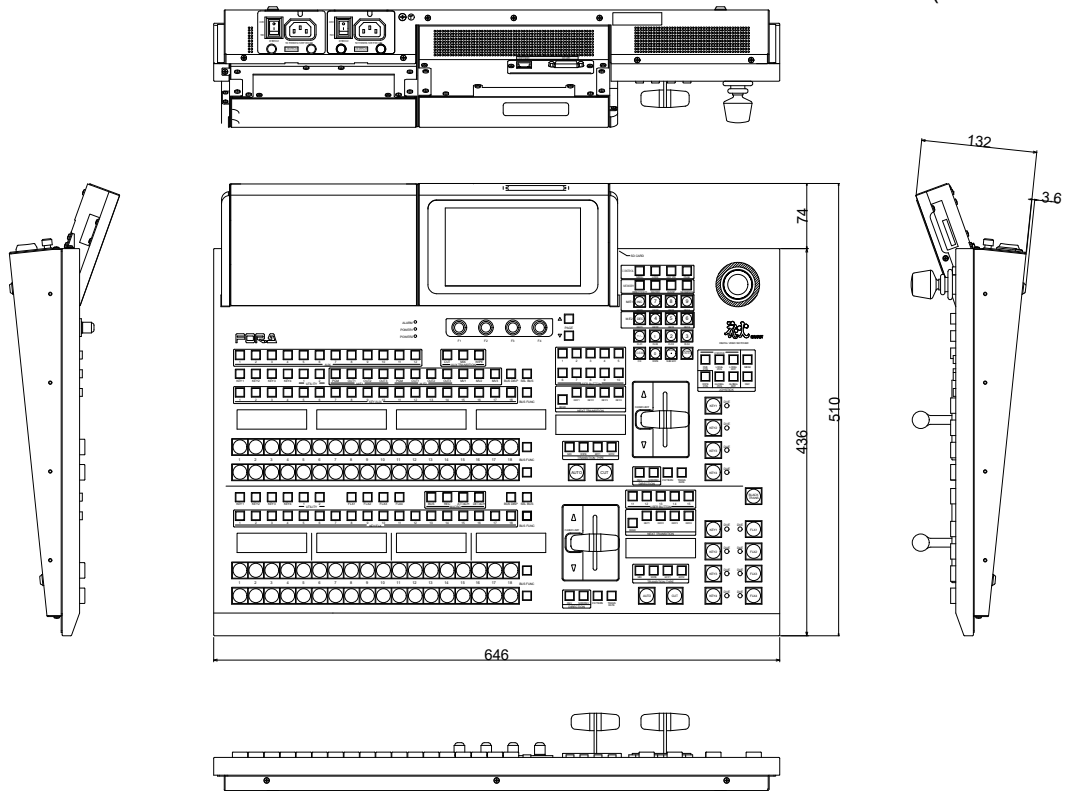
HVS-4910U

(All dimensions in mm.)



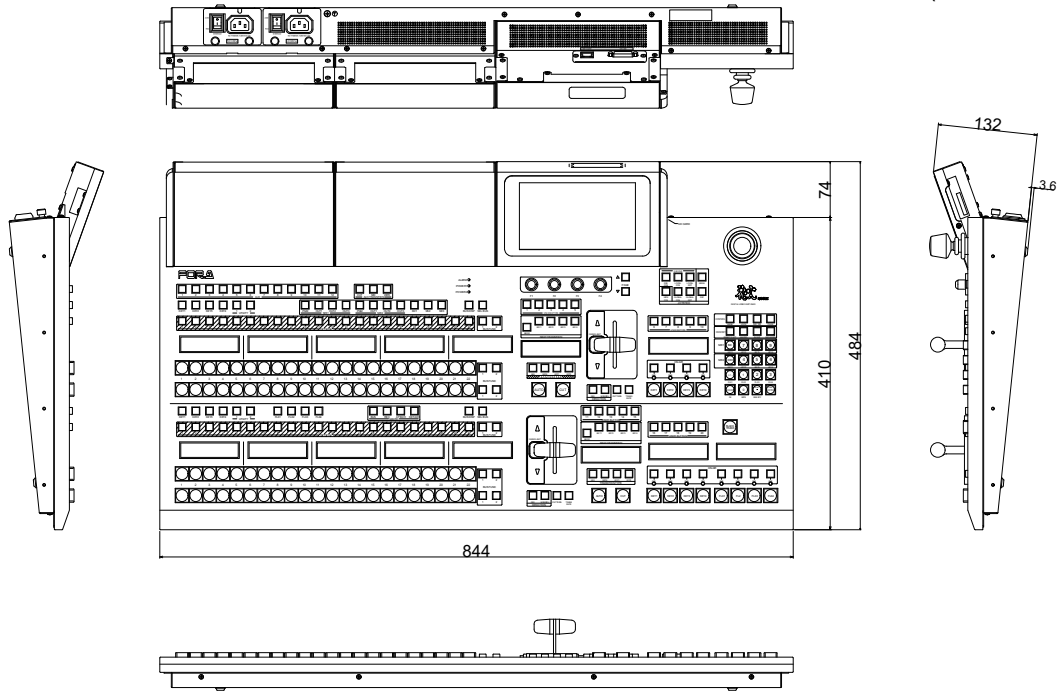
HVS-4920U

(All dimensions in mm.)



HVS-492WOU

(All dimensions in mm.)



HVS-492ROU

(All dimensions in mm.)

