

## IVS-720HS Datasheet

### 1. Specifications

#### Basic specifications

Temperature	0°C - 40°C
Humidity	30% - 90% (no condensation)
Power	+12V DC
Consumption	46 W
Dimensions	212 (W) x 44 (H) x 350 (D) mm 480 (W) (Including single or dual rack mount brackets)
Weight	3.0 kg
Consumables (at 24-hour operation)	Cooling fan: Replace every 5 years (at room temp.)

#### Technical specifications

SDI video format	1080/60p, 59.94p, 50p, 30p, 25p 1080/60i, 59.94i, 50i 720/60p, 59.94p, 50p 525/59.94i, 625/50i
Video input	3G-SDI: 3Gbps (Level-A/B) HD-SDI: 1.5 Gbps SD-SDI: 270 Mbps 75-ohm BNC x 2 IN1 to OUT1 relay bypass output available
Video output	3G-SDI: 3Gbps (Level-A/B) HD-SDI: 1.5 Gbps SD-SDI: 270 Mbps 75-ohm BNC x 3 (Same video image) IN1 to OUT1 relay bypass output available
Color sampling	3G/HD/SD-SDI: 4:2:2 10-bit
Synchronization	Genlock mode (IVS-720IF option required), Input Lock mode
I/O delay	1080i, 525i, 625i: 2 frames (w/o Frame Sync function) 1080p, 720p: 4 frames (w/o Frame Sync function)
Haze removal and low-light / backlight correction (IVS-720HR option)	FOR-A proprietary algorithm
Shake correction	Correction range: Up to 40% horizontally and vertically
Frequency response	Horizontal and vertical shake detection (nominal values) 1Hz to 60/2Hz (1080/60p, 1080/60i, 720/60p) 1Hz to 59.94/2Hz (1080/59.94p, 1080/59.94i, 720/59.94p, 525/59.94i) 1Hz to 50/2Hz (1080/50p, 1080/50i, 720/50p, 625/50i) 1Hz to 30/2Hz (1080/30p) 1Hz to 25/2Hz (1080/25p)
Shake type	Vertical, horizontal, and diagonal (two-dimensional)
ANC Data	Both HANC and VANC data can be passed through

Interfaces (IVS-720IF option)	
Genlock input	BB: NTSC: 0.429 Vp-p / PAL: 0.45 Vp-p or Tri-level Sync: 0.6 Vp-p 75-ohm, BNC x 1
Adjustable range	$\pm 1/2H$ referring to genlock input (in Genlock mode)
LAN	100BASE-TX RJ-45 x 1 W/o IVS-720IF: For update use only W/ IVS-720IF: For update and remote control through Web GUI, SNMP and LAN commands
RS-232C/422	9-pin D-sub (male) x 1

### Options

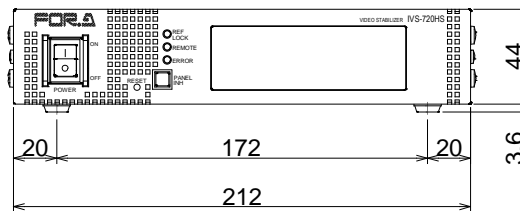


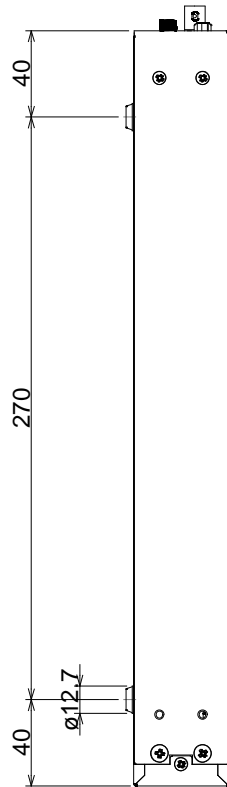
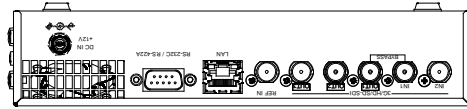
EIA Rack Mount Bracket set (Type 1)	For mounting a single unit to a 1RU rack space.
EIA Rack Mount Bracket set (Type 2)	For mounting two units to a 1RU rack space.
IVS-720IF	Interface function
IVS-720HR	Haze removal and low-light / backlight correction

### Accessories

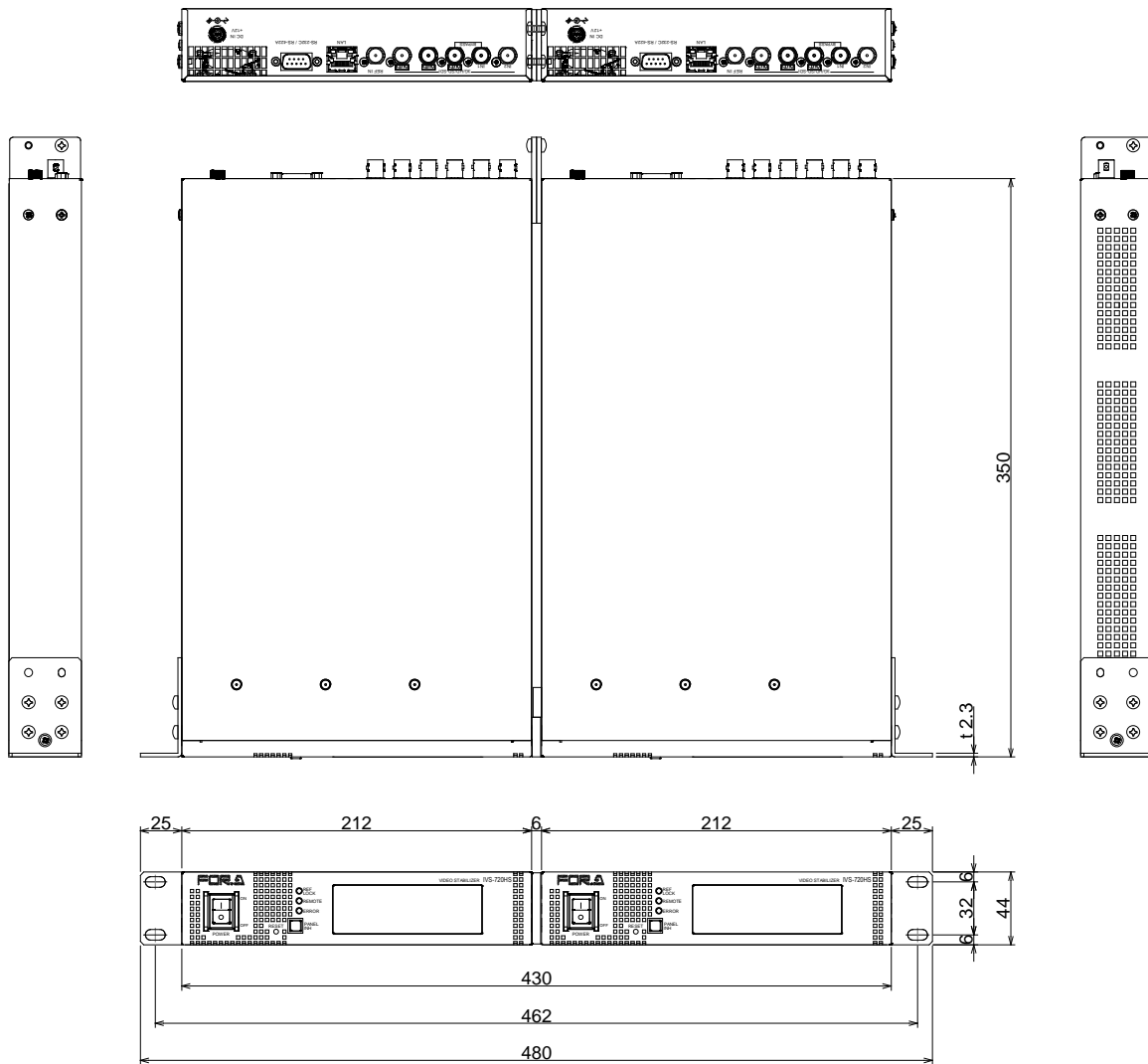
AC adaptor, CD-ROM, and Packing List

**2. External Dimensions**

(All dimensions in mm.)



◆ Installing two units in a rack



◆ Installing one unit in a rack

