

3G/HD/SD Video Switcher

HVS-490 "HANABI"

NDI

FOR.A®

花火
HANABI

3G/HD/SD Video Switcher

HVS-490

HANABI



Our production switcher leverages the creative power of the HANABI series.

The HVS-490 switcher offers flexible expansion, opening the door to even more affordable 4K, NDI® production. Exclusive MELite™ technology extends the switcher's 2 M/Es to offer 6 M/E performance.* Expand your switching capabilities even more by assigning FLEXaKEY™ or feature rich 2.5D DVE, for compositing with up to 12 keyers. Take advantage of this truly broad range of switching in live production.



* Using an optional HVS-49IO card. In 4K mode, 1 M/E + 1 MELite is available.



Highlights

1 MELite™

MELite expands the capabilities of AUX transitions. With an AUX bus, users can preview transitions before executing them, and enjoy the same control over AUX output as for PGM or PST. Two MELites are provided, and an optional HVS-49IO card brings the total to four. Assigning FLEXaKEY to a MELite expands the system, adding the equivalent of two M/E buses to the standard two Full M/E's and bringing the total available to four. 4-6 M/E performance is possible in this 2 M/E switcher.

- Preview output from an AUX bus when applying transitions (cut, mix, or wipe) or keying. This ground-breaking technology makes sure your production is ready for virtually any request.
- For greater impact and more sophisticated switching, MELite can be assigned before M/E buses.
- Any M/E can be assigned to multiple on stage monitors for independent background transitions and graphics transitions all from the same control panel.

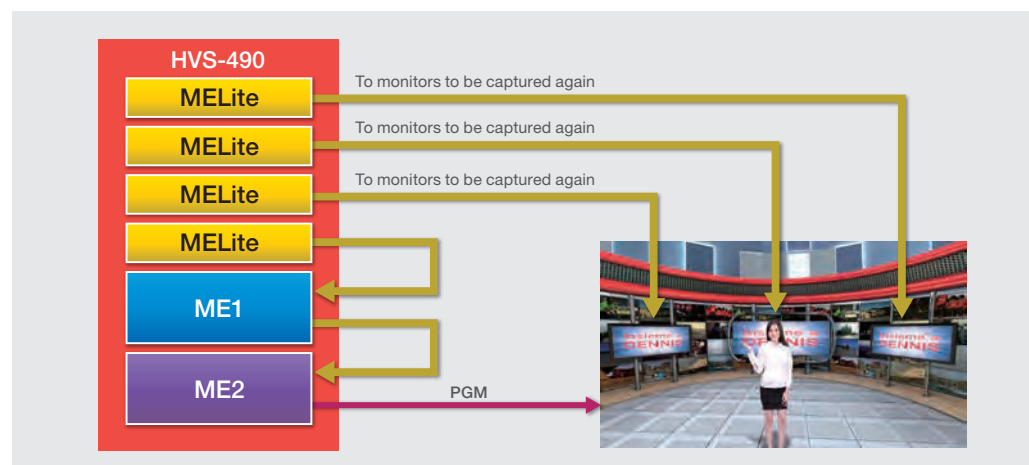
2 FLEXaKEY™

Special FLEXaKEY keyers are designed for flexible reassignment. The four FLEXaKEYs provided operate separately from standard keyers of the full M/E buses. Easy keying of four different FLEXaKEYs in any AUX bus is another feature that enables impressive performances beyond the reach of conventional switchers.

- Quad FLEXaKEY system can be freely assigned to M/E or AUX buses. Combine up to eight keyers for an M/E bus (4 keyers + 4 FLEXaKEYs).
- P-in-P display is possible using an AUX bus, and assigning FLEXaKEY to an MELite enables use as an upstream key.
- FLEXaKEY can also be applied to create a multi-monitor video wall with a single HVS-490.

Sophisticated performances using MELite and FLEXaKEY

- By adding HVS-49IO
- In 4K mode, 1 M/E + 1 MELite



3 DVEs

Choose from cut, mix, or wipe transitions. In addition to 100 wipe patterns, the switcher offers 16 useful 2.5D DVE wipes such as rotate, perspective and reposition. Other rich effects include mosaic, posterization, pseudo color and defocus are also provided.



4 Extensive input/output, NDI input/output

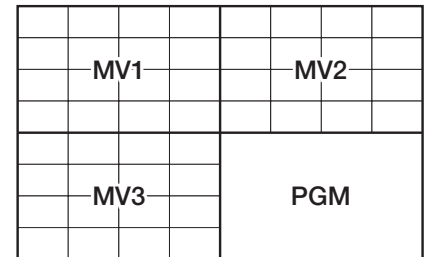
16 video inputs are provided, expandable to 40, along with 9 video outputs (including 1 HDMI port) that are expandable to 22 (including 2 HDMI ports). For 4K*, 8 to 10 inputs and 6 to 7 (including 2 HDMI ports) outputs (expandable to 7) are provided. With HVS-NIF installed, supports NDI High Bandwidth and NDI HX input and output, with 8 inputs/4 outputs per card. See "Options" for details on expansion cards.

* HVS-49IO and HVS-49EXP4K are required for supporting 4K.

5

Standard multi viewer output

The HVS-490 provides three displays (two displays in SD mode) of multi viewer output, each supporting up to 16-split display in 4K 2SI mode and up to 4-split display in 4K SQD mode. 39 screen layouts each are available. This provides an optimal monitoring environment for both the main operator and other users. 4K output is supported via HDMI 2.0 Level B. Monitor four images on one screen via HDMI outputs.



Via HDMI 2.0 Level B output

6

AES digital audio I/O (optional*)

Offers ability to demultiplex AES audio from video/clip input and multiplex AES audio into video output. Use an internal sampling rate converter to sync audio input to the system.

* With HVS-49AES expansion card

7

2SI/SQD 4K mode (optional*)

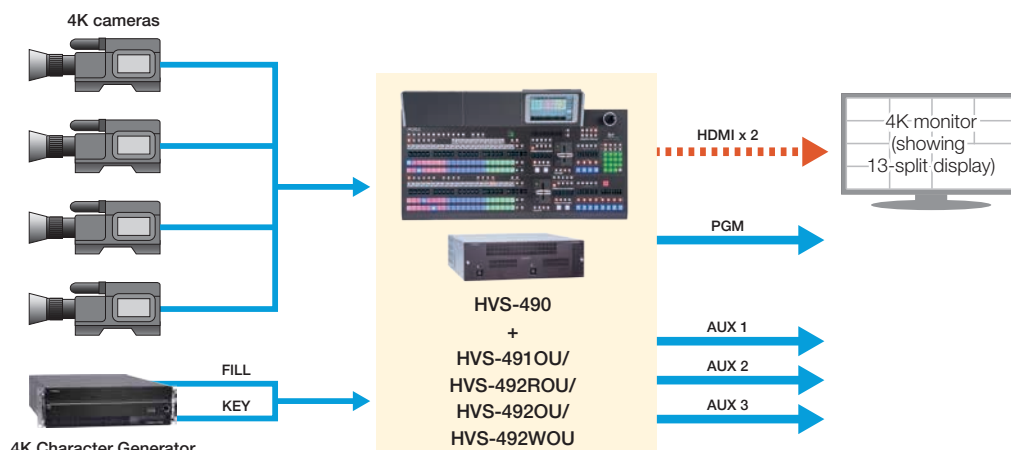
The switcher processes 4K video from the quad 3G-SDI output of 4K cameras in 2SI (2-sample interleave) or SQD (square division) format.

* With HVS-49EXP4K software and HVS-49IO card. Please see Page14 and Page15 for 4K mode specification.

Example of 4K system configuration

The HVS-490 was designed with future 4K upgrading in mind. By adding optional expansion cards, it provides up to 10 4K inputs and 6 outputs or 8 4K inputs and 7 outputs.

What's more, unique use of AUX buses enables a 4K switcher to have the equivalent of 1-1.5 M/E features.



HVS-NIF for NDI Connectivity

HVS-NIF interface cards provide NDI High Bandwidth connectivity for high-quality, low-latency video transmission and NDI HX for low bit rate transmission. The cards make it easy to build a mixed baseband/IP system you can use to exchange video and audio over a network with other NDI equipment. This is extremely effective for live video production -whether you are shooting remotely or enjoying easy streaming from computers connected via NDI.

HVS-NIF Features

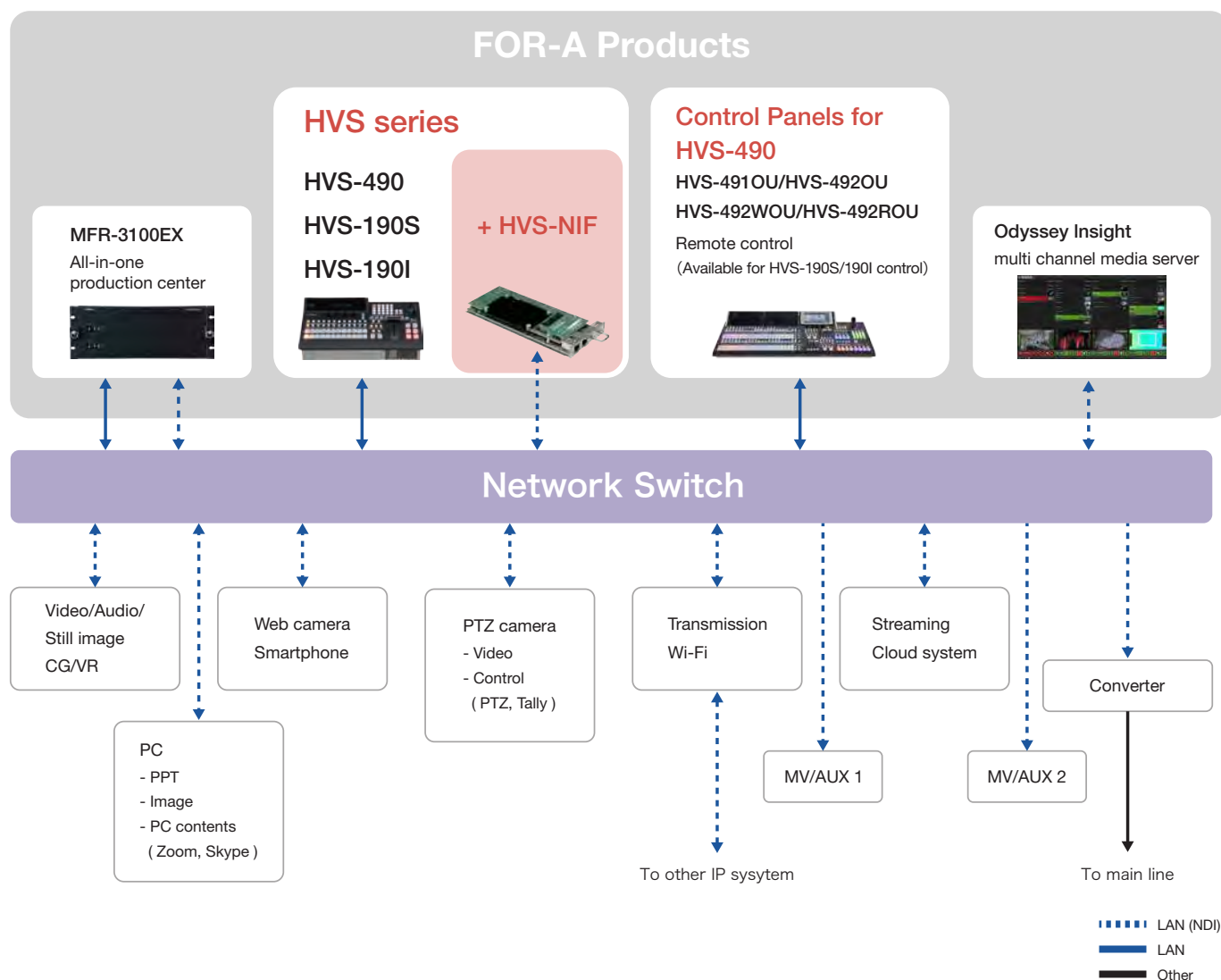


- Supports NDI High Bandwidth and NDI HX input and output.
- Supports 3G/HD-SDI format, with 4 MoIP inputs^{*1}/2 MoIP outputs per card.
- Supports alpha channel receiving^{*2}.
- Add up to 2 cards to HVS-490^{*3}, 3 to HVS-190S or 2 to HVS-190I.
- Frame sync for all inputs.
- Proc amp functionality: adjust source video luminance, saturation or hue.
- Remote camera operation.
- Dual Gigabit Ethernet ports.
- Hardware-based codec processing for peace of mind when building MoIP systems.

*1 NDI High Bandwidth: up to 3 inputs for 1080/59.94p or 50p signals. *2 NDI High Bandwidth only.

*3 HVS-NIF is not support SD and 4K formats.

Live Solutions with NDI

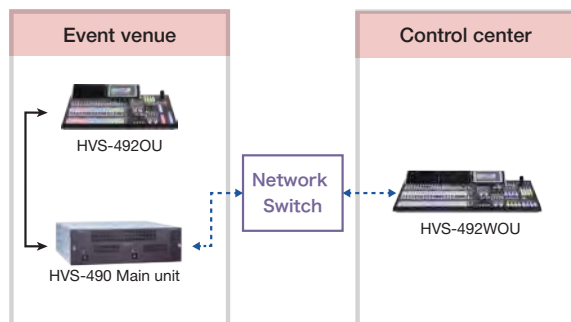


HVS-NIF for NDI Connectivity

■ Remote Control

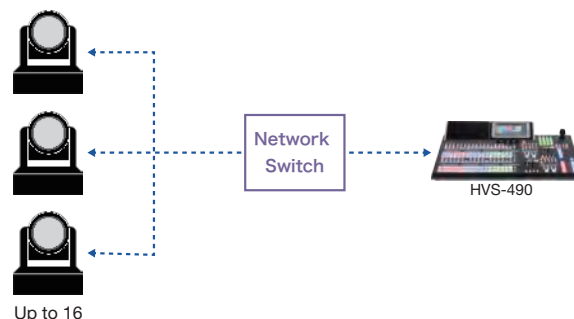
Set up HVS-190S/190I* at venues to manage events remotely from a control panel at your base of operations.

* HVS-190S is shown in the following example.



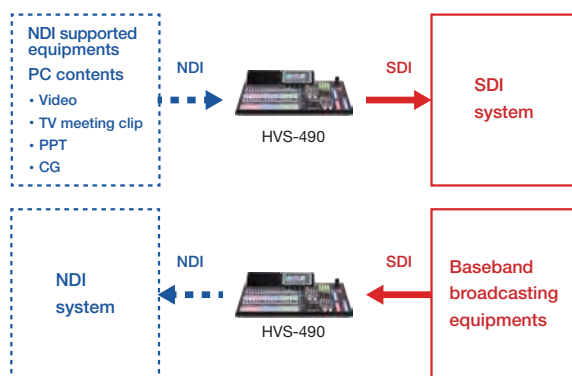
■ PTZ Camera Control

Control multiple PTZ cameras—pan, tilt, or zoom, activate tally lights, set or apply presets, or use stored macros for video switching coordinated by bus buttons. Connect to up to 16 cameras.



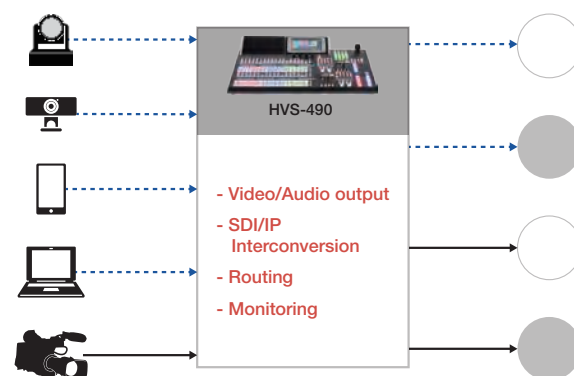
■ Support to Build SDI/NDI Mixed System

Easily add devices or computer content compatible with NDI output (such as videos, videoconferencing streams, presentations, or computer graphics) to SDI systems. Reliable baseband switchers can also be added to your NDI system.



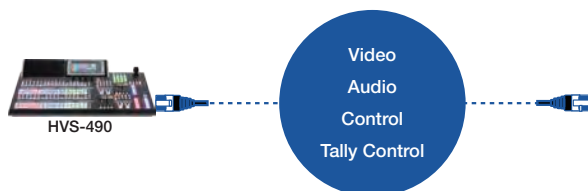
■ SDI/IP Conversion and Routing

Add PTZ camera output, computer content, or other sources to SDI equipment, and freely convert between SDI and IP while routing video/audio from a single switcher to multiple devices. SDI/IP sources and output can be arranged side by side with the built-in multi viewer for monitoring over IP.



■ 2-way Transfer of Many Signals Using only LAN Cable

Two-way transfer with multiple video, audio, control, or tally systems using only one LAN cable.



■ Excels in Many Applications

Beneficial for broadcasting, live production, corporate events, or other applications, regardless of the market.



Examples of Application

Mixed SDI/NDI Production

Video feeds with both on-site and remote performers can be sent to the switcher along with computer content. In addition to the PGM bus, provides an ample selection of Aux buses (12) that can be used to send any video back to remote talent.

SDI/IP Simulcasts

Simultaneously with SDI playout, connect to streaming sites via an IP stream, enabling mixed or coordinated broadcasts of both sources.

Applications

Live staging

The HVS-490 has an incredibly powerful feature set that makes it ideal for live staging and event applications where systems must be set up quickly and temporarily. Event memory and macro functions make it easier to prepare for performances. MELite eliminates the need to have several switchers ready for multi-monitor staging, greatly reducing the equipment required. It's essential to keep production simple and easy to prevent mistakes and help operators focus on staging. At sites where PTZ cameras are used, it is possible to operate from a switcher by installing HVS-NIF and supporting NDI. Enables operation with fewer people.



Mobile OB and Up-Link production trucks

With its robust feature set, the HVS-490 is perfect for small mobile video production or Up-Link where space is limited. The HVS-490 switcher offers a rich feature set perfect for live or recorded production. With integrated frame synchronizers and multi viewers, the HVS-490 can reduce the amount of equipment required in the truck. Using multiple FOR-A control panels, the system can also provide an environment for several operators each in charge of separate tasks - for example one for the main event and a second for a web cut of the same event.



Full-featured control

*The following specification is for HD/SD mode. Please see page 14-15 for 4K mode specifications.

Frame Synchronizer

Every input in the HVS-490 is outfitted with frame synchronizers that enable switching of synchronous and asynchronous video signals. Installation of optional expansion cards supports asynchronous input signals from PCs, etc. Each input is also equipped with a process amplifier capable of adjusting the video level, chroma level, and hue of the input signal.

Re-sizing Engine

Up re-sizing feature is provided on 4 of the standard inputs. This achieves a fully mixed SD/HD environment with the HVS-490. This is ideally suited for re-sizing not only SD signals but also PC video.*

* With HVS-100PCI PC input card

Audio playback support

Available during Graphic-Wipe transitions is the ability to play back audio with video in the internal media players and integrate sound effects.

External Interfaces

Plentiful interfaces include GPI IN (19 inputs), GPI IN/TALLY OUT (22 outputs), Alarm output (cooling fan, power), RS-422 (for editing or other interfaces), and Ethernet (for control from a computer). GPI ports on the operation unit also support up to 6 inputs and 6 outputs.



Macro Function

A macro function enables you to store and register a series of operations and then perform complicated operations with one push of a button.



■ Keyer

For HD input, 2.5D DVEs can be assigned to all four keyers of each M/E and all four FLEXaKEYs.* The four chroma keys provided can also be assigned to each keyer or FLEXaKEY. Edge effects (configurable up to 8h) are also available for each keyer as a standard feature.

* With 1080/59.94p or 1080/50p input, assigning 2.5D DVEs to all keyers at the same time requires an optional HVS-49DVE. Share up to 8 DVEs among keyers, FLEXaKEYs, and transitions in a standard configuration.



■ GUI Control Function

Thanks to a built-in Web server, the HVS-490 can be controlled from a computer connected via Ethernet. Settings can also be adjusted from mobile devices connected via Wi-Fi to a local access point.

■ Color Corrector Function

4 color correctors are available per M/E.

■ Sequence Function

Up to 30 patterns can be registered.

■ Event Memory/User Button

Up to 100 registers of control panel configurations can be stored as events. Event memories can be recalled easily from the user buttons on the control panels and remote control panels. Operators can freely set the transition durations and effects. By storing events in advance, operators can use event memories to make performances more exciting and expressive, simply by pressing buttons during the event. And because a variety of HVS-490 functions can be freely assigned to user buttons, operators can customize control panels as they wish.



■ 4 Still/Clip Stores

Load video input signals or PGM output signals as stills,* or import data (either stills or clips with total 1760 frames) created on a computer for use as wipes. Stills and clips are loaded from a control panel and computer. Using the backup feature, you can also save stills or clips to an optional SSD in the switcher to load the data when the HVS-490 is restarted.

* PNG, JPEG, TGA, and BMP supported

Convenient Control Panels

Choose from HVS-4910U, HVS-492ROU, HVS-492OU or HVS-492WOU panels to suit your applications.

Advantages include enhanced usability and accurate control through customizable RGB button lights assigned to specific video material or button functions, an OLED display for material, a 7-inch touch panel, source and macro name display, and more. Direct input via a three-axis (XYZ) joystick, menu control knobs, and a keypad. A range of functions can also be assigned to user buttons in convenient locations on the control panel. Use an SD card to load or save configuration files and stills. Remote setup, control, and previews are possible via the switcher's internal Web server.



HVS-4910U



HVS-492ROU



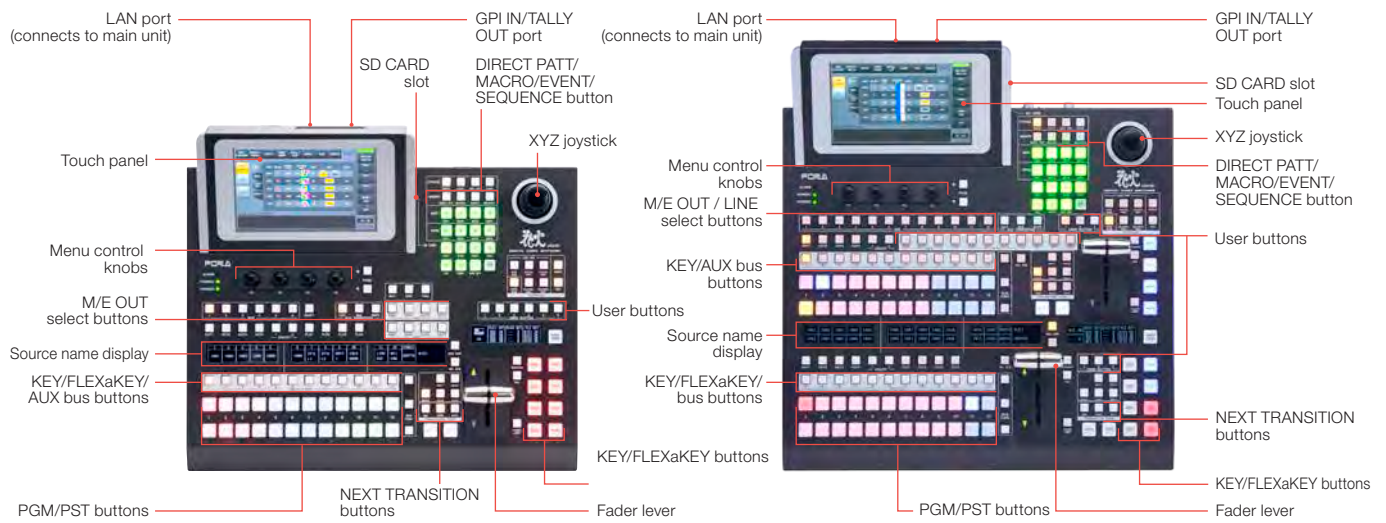
HVS-492OU



HVS-492WOU

HVS-4910U 1 M/E (12 buttons) Control Panel


HVS-492ROU 2 M/E (12 buttons) Control Panel



HVS-4920U 2 M/E (18 buttons) Control Panel

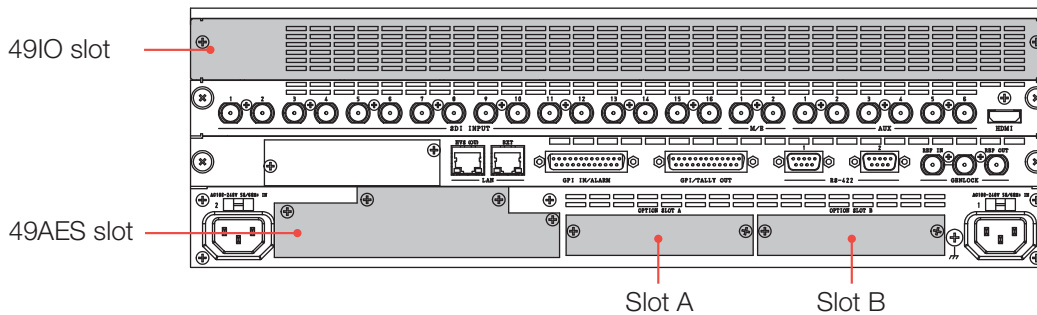


HVS-492WOU 2 M/E (22 buttons) Control Panel



Expansion cards

Add the number of interfaces or the extended features you need by installing expansion cards in the 3 slots.



HVS-NIF available for slot A or B

NDI I/F Card

Optional card for NDI connectivity. Supports High bandwidth NDI High Bandwidth and NDI HX input and output, with 4 inputs/2 outputs per card. Proc amp, tally light control, remote camera operations (PTZ), and other functionality included.



HVS-49IO available for 49IO slot

16 Inputs / 9 Outputs Expansion Card

16 3G/HD-SDI inputs, 8 outputs, and 1 HDMI output are possible with a single card. A frame synchronizer function for all inputs and re-sizing (expansion) function for 4 inputs are provided. SD images can be processed internally as HD images. Compatible with both Level-A and B signal input when 3G-SDI signals are supplied. (Level-B signals are automatically converted to Level-A.)

HVS-100DI-A available for slot A or B

3G/HD/SD*-SDI Input Card

4 channels of 3G/HD/SD¹¹-SDI input are possible with a single card. A frame synchronizer function for all inputs and re-sizing (expansion) function for 2 inputs are provided. Compatible with both Level-A and B signal input when 3G-SDI signals are supplied. (Level-B signals are automatically converted to Level-A.)

* HVS-49SD is required.



HVS-100DO available for slot A or B

3G/HD/SD*-SDI Output Card

2 channels of 3G/HD/SD¹¹-SDI output are possible with a single card. As down-converters are provided for all outputs, HD and SD images can simultaneously be output.

* HVS-49SD is required.



HVS-100AI available for slot A or B

Analog Input Card

2 channels of analog video signal input are possible with a single card. Input terminal 2 is a dedicated connector (conversion connector supplied). The user can select between analog composite and analog component (HD or SD*) input for each input terminal.

* HVS-49SD is required.



HVS-100AO available for slot A or B

Analog Output Card

2 channels of analog video signal output are possible with a single card. Output terminal 2 is a dedicated connector (conversion connector supplied). The user can select between analog composite and analog component (HD or SD*) output for each output terminal.

* HVS-49SD is required.



HVS-100PCI available for slot A or B**PC Input Card**

HDMI and VGA terminals have been mounted onto a single card.
2 input channels are possible using both.

**HVS-100PCO** available for slot A or B**PC Output Card**

HDMI and VGA terminals have been mounted onto a single card.
2 output channels are possible using both.

**Resolutions supported by input cards**

HD mode*1	Resolution	Supported Resolutions
	1080/59.94p	1024 x 768/60Hz (XGA), 1280 x 1024/60Hz (SXGA), 1280 x 768/60Hz (WXGA), 1600 x 1200/60Hz (UXGA), 1920 x 1200/60Hz (WUXGA), 1920 x 1080/59.94p (HDTV)
	1080/50p	1024 x 768/60Hz (XGA)*2, 1280 x 1024/60Hz (SXGA)*2, 1280 x 768/60Hz (WXGA)*2, 1600 x 1200/60Hz (UXGA)*2, 1920 x 1200/60Hz (WUXGA)*2, 1920 x 1080/50p (HDTV)
	1080/29.97p	1920 x 1080/29.97p (HDTV)
	1080/25p	1920 x 1080/25p (HDTV)
	1080/24p	1920 x 1080/24p (HDTV)
	1080/23.98p	1920 x 1080/23.98p (HDTV)
	1080/59.94i	1024 x 768/60Hz (XGA), 1280 x 1024/60Hz (SXGA), 1280 x 768/60Hz (WXGA), 1600 x 1200/60Hz (UXGA), 1920 x 1200/60Hz (WUXGA), 1920 x 1080/59.94i (HDTV)
	1080/50i	1024 x 768/60Hz (XGA)*2, 1280 x 1024/60Hz (SXGA)*2, 1280 x 768/60Hz (WXGA)*2, 1600 x 1200/60Hz (UXGA)*2, 1920 x 1200/60Hz (WUXGA)*2, 1920 x 1080/50i (HDTV)
	1080/29.97PsF	1024 x 768/60Hz (XGA), 1280 x 1024/60Hz (SXGA), 1280 x 768/60Hz (WXGA), 1600 x 1200/60Hz (UXGA), 1920 x 1200/60Hz (WUXGA), 1920 x 1080/29.97PsF (HDTV)
	1080/25PsF	1024 x 768/60Hz (XGA)*2, 1280 x 1024/60Hz (SXGA)*2, 1280 x 768/60Hz (WXGA)*2, 1600 x 1200/60Hz (UXGA)*2, 1920 x 1200/60Hz (WUXGA)*2, 1920 x 1080/25PsF (HDTV)
	720/59.94p	1024 x 768/60Hz (XGA), 1280 x 1024/60Hz (SXGA), 1280 x 768/60Hz (WXGA), 1280 x 720/59.94p (HDTV)
	720/50p	1024 x 768/60Hz (XGA)*2, 1280 x 1024/60Hz (SXGA)*2, 1280 x 768/60Hz (WXGA)*2, 1280 x 720/50p (HDTV)
SD mode	625/50i	640 x 480/60Hz (VGA)*2, 800 x 600/60Hz (SVGA)*2, 1024 x 768/60Hz (XGA)*2, 720 x 576/50i (SDTV, PAL)
	525/60i	640 x 480/60Hz (VGA), 800 x 600/60Hz (SVGA), 1024 x 768/60Hz (XGA), 720 x 480/60i (SDTV, NTSC)

Resolutions supported by output cards

HD mode*1	Resolution	Supported Resolutions
	1080/59.94p	1280 x 1024/60Hz (SXGA), 1600 x 1200/60Hz (UXGA), 1680 x 1050/60Hz (WSXGA), 1920 x 1200/60Hz (WUXGA), 1920 x 1080/59.94p (HDTV)
	1080/50p	1280 x 1024/60Hz (SXGA)*2, 1600 x 1200/60Hz (UXGA)*2, 1680 x 1050/60Hz (WSXGA)*2, 1920 x 1200/60Hz (WUXGA)*2, 1920 x 1080/50p (HDTV)
	1080/29.97p	1280 x 1024/60Hz (SXGA), 1600 x 1200/60Hz (UXGA), 1680 x 1050/60Hz (WSXGA), 1920 x 1200/60Hz (WUXGA), 1920 x 1080/29.97p (HDTV)
	1080/25p	1280 x 1024/60Hz (SXGA)*2, 1600 x 1200/60Hz (UXGA)*2, 1680 x 1050/60Hz (WSXGA)*2, 1920 x 1200/60Hz (WUXGA)*2, 1920 x 1080/25p (HDTV)
	1080/24p	1920 x 1080/24p (HDTV)
	1080/23.98p	1920 x 1080/23.98p (HDTV)
	1080/59.94i	1280 x 1024/60Hz (SXGA), 1600 x 1200/60Hz (UXGA), 1680 x 1050/60Hz (WSXGA), 1920 x 1200/60Hz (WUXGA), 1920 x 1080/59.94i (HDTV)
	1080/50i	1280 x 1024/50Hz (SXGA), 1280 x 1024/60Hz (SXGA)*2, 1600 x 1200/50Hz (UXGA), 1600 x 1200/60Hz (UXGA)*2, 1680 x 1050/50Hz (WSXGA), 1680 x 1050/60Hz (WSXGA)*2, 1920 x 1200/50Hz (WUXGA), 1920 x 1200/60Hz (WUXGA)*2, 1920 x 1080/50i (HDTV)
	1080/29.97PsF	1280 x 1024/60Hz (SXGA), 1600 x 1200/60Hz (UXGA), 1680 x 1050/60Hz (WSXGA), 1920 x 1200/60Hz (WUXGA), 1920 x 1080/29.97PsF (HDTV)
	1080/25PsF	1280 x 1024/50Hz (SXGA), 1280 x 1024/60Hz (SXGA)*2, 1600 x 1200/50Hz (UXGA), 1600 x 1200/60Hz (UXGA)*2, 1680 x 1050/50Hz (WSXGA), 1680 x 1050/60Hz (WSXGA)*2, 1920 x 1200/50Hz (WUXGA), 1920 x 1200/60Hz (WUXGA)*2, 1920 x 1080/25PsF (HDTV)
	720/59.94p	1280 x 1024/60Hz (SXGA), 1280 x 768/60Hz (WXGA), 1280 x 720/59.94p (HDTV)
	720/50p	1280 x 1024/50Hz (SXGA), 1280 x 1024/60Hz (SXGA)*2, 1280 x 768/50Hz (WXGA), 1280 x 768/60Hz (WXGA)*2, 1280 x 720/50p (HDTV)
SD mode	625/50i	800 x 600/50Hz (SVGA), 800 x 600/60Hz (SVGA)*2, 720 x 576/50i (SDTV, PAL)
	525/60i	800 x 600/60Hz (SVGA), 720 x 480/60i (SDTV, NTSC)

*1 HDCP-incompatible.

*2 Distortion occurs with 25 or 50 fps source video at a refresh rate of 60 Hz.

HVS-49AES available for 49AES slot**Digital Audio I/O Card**

Supports 4 lines (8 channels) of balanced or unbalanced audio input and output.

HVS-49DVE**2.5D DVE Expansion Card**

Supports 8 channels of DVE output as standard at 1080/59.94p, 50p. With a single card, DVEs are available for all keyers and FLEXaKEYs when 1080/59.94p, 50p and 4K formats are used.

Other options**HVS-AUX16B/AUX16D****Tabletop Auxiliary Unit**

16-button tabletop AUX remote control panel.



HVS-AUX16B

HVS-AUX16D
16-button model with display**HVS-49SSD240G****SSD Option**

SSD for storing stills and clips of any other data.

HVS-TALR32/HVS-TALOC32**Tally Control Unit**

Connect up to 3 of the following half-rack tally units to a single HVS-490.

- HVS-TALR32: Relay type, 32 contacts.
- HVS-TALOC32: Open collector type, 32 contacts.

Rack Mount Brackets**Rack Mount Brackets for Operation Units****HVS-AUX16A/AUX16C/AUX32A/AUX64A****Auxiliary Unit**

16- and 32-button models are 1RU size, and 64-button models are 2RU. Up to 10 AUX units can be connected via Ethernet. Greatly expand switcher versatility by assigning AUX source previews or a variety of functions to each button.



HVS-AUX16A

HVS-AUX16C
16-button model with display

HVS-AUX32A



HVS-AUX64A

HVS-49PSM/49PSO**Redundant Power Supply Unit**

HVS-49PSM provides a redundant power supply for HVS-490. HVS-49PSO is available for HVS-491OU, HVS-492ROU, HVS-492OU or HVS-492WOU.

Options**Software**

Supports 4K formats or video systems used for editing.

HVS-49EXP4K**4K Format Option Software**

Adds support for 4K (3840 x 2160/59.94p, 50p, 2SI/SQD) input and output.*

* HVS-4910 is required.

HVS-49ED**Editor Control Software**

Adds support for protocols used for editing on other video systems (BVS/DVS, GVG).

HVS-49SD**SD Format Option Software**

Adds support for SD (625/50i, 525/60i) signals.



FOR-A COMPANY LIMITED www.for-a.com

ISO 9001 and 14001 certified
(Sakura R&D)

Head Office:

3-8-1 Ebisu, Shibuya-ku, Tokyo 150-0013, Japan
Tel: +81 (0)3-3446-3936

**FOR-A Corporation of America
Corporate Office/Service Center:**

11155 Knott Ave., Suite G, H & I, Cypress, CA 90630, U.S.A.
Tel: +1 714-894-3311

FOR-A Corporation of America Northeast Office:

Tel: +1 973-220-8471

FOR-A Corporation of America Southeast Office:

Tel: +1 305-773-7608

FOR-A Corporation of America Support Center:

2400 N.E. Waldo Road, Gainesville, FL 32609, U.S.A.
Tel: +1 352-262-5779

FOR-A Latin America and the Caribbean Miami Office:

Tel: +1 657-600-5759

FOR-A Latin America and the Caribbean Sao Paulo Office:

Tel: +55 11-99913-3751

FOR-A Latin America and the Caribbean Mexico City Office:

Tel: +52-55-5072-4969

FOR-A Europe S.r.l.:

Via Volturmo, 37, 20861 Brugherio MB, Italy
Tel: +39 (0)39-916-4811

FOR-A UK Limited:

Trident Court, 1 Oakcroft Road, Chessington, KT9 1BD, UK
Tel: +44 (0)20-3044-2935

FOR-A Italia S.r.l.:

Via Volturmo, 37, 20861, Brugherio MB, Italy
Tel: +39 (0)39-881-086

FOR-A Corporation of Korea:

1007, 57-5, Yangsan-ro, Yeongdeungpo-gu, Seoul 07271, Korea
Tel: +82 (0)2-2637-0761

FOR-A China Limited:

1618A Huateng Building, No. 302, 3 District, Jinsong, Chaoyang,
Beijing 100021, China
Tel: +86 (0)10-8721-6023

FOR-A Middle East-Africa Office:

DSC Tower, Office 207, Dubai Studio City,
P.O. Box 502688, Dubai, UAE
Tel: +971 (0)4-551-5830

FOR-A India Private Limited Corporate Office:

Unit No: 800, World Trade Tower, Sector-16, Noida-201301, Uttar
Pradesh, India
Tel: +91-120-4238674 / +91-120-4252330

FOR-A India Private Limited Mumbai Office:

202-203, Wellington Business Park No-01, Marol, Off, Andheri Kurla
Road, Andheri East, Mumbai-400059, Maharashtra, India
Tel: +91 22-49795570

FOR-A South East Asia Hong Kong Office:

Studio 09, Rm. A1, 3/F., Phase 1, Hang Fung Ind. Bldg., 2G Hok
Yuen St., Hung Hom, Hong Kong
Tel: +852-2110-9227

FOR-A South East Asia Singapore Office:

Tel: +65-8686-8086

HVS-490/491OU/492OU/492WOU/492ROU Datasheet

1. Specifications

Basic specifications

Temperature / Humidity	0°C to 40°C/10% to 90% (no condensation) 0°C to 35°C (With all options)	
Power	AC 100 V to 240 V±10%, 50/60 Hz	
Consumption	HVS-490 (standard): 508 W (at 100-120 V), 452 W (at 220-240 V) HVS-490 (full option): 780 W (at 100-120 V), 723 W (at 220-240 V) HVS-491OU: 16 W (at 100-120 V), 16 W (at 220-240 V) HVS-492OU: 27 W (at 100-120 V), 28 W (at 220-240 V) HVS-492WOU: 30 W (at 100-120 V), 28 W (at 220-240 V) HVS-492ROU: 20 W (at 100-120 V), 18 W (at 220-240 V)	
Dimensions	HVS-490: 429 (W) mm x 132 (H) mm x 490 (D) mm 480 (W) mm (Including rack mount brackets) HVS-491OU: 430 (W) mm x 132 (H) mm x 376.4 (D) mm HVS-492OU: 646 (W) mm x 132 (H) mm x 510 (D) mm HVS-492WOU: 844 (W) mm x 132 (H) mm x 484 (D) mm HVS-492ROU: 430 (W) mm x 132 (H) mm x 474 (D) mm	
Weight	HVS-490 : 17 kg (With all options: 23 kg) HVS-491OU : 6 kg (With redundant power supply: 7 kg) HVS-492OU : 11 kg (With redundant power supply: 11 kg) HVS-492WOU : 12 kg (With redundant power supply: 13 kg) HVS-492ROU : 7 kg (With redundant power supply: 8 kg)	
Consumables (at 24-hour operation)	HVS-490	Power supply unit: Replace every 5 years. Cooling fans: Replace every 4 years.
	HVS-491OU	Power supply unit: Replace every 5 years.
	HVS-492OU	Power supply unit: Replace every 5 years.
	HVS-492WOU	Power supply unit: Replace every 5 years.
	HVS-492ROU	Power supply unit: Replace every 5 years.

Technical specifications

Number of M/E	2M/E (HD/SD), 1M/E(4K UHD)
Control panels	HVS-492WOU: 2M/E 22 buttons HVS-492OU: 2M/E 18 buttons HVS-492ROU: 2M/E 12 buttons HVS-491OU: 1M/E 12 buttons
Video formats	1.5G-SDI: 1080/59.94i, 1080/50i, 1080/29.97PsF, 1080/29.97p, 1080/25PsF, 1080/25p, 1080/24p, 1080/24PsF, 1080/23.98p, 1080/23.98PsF, 720/59.94p, 720/50p 3G-SDI : 1080/59.94p, 1080/50p (Level-A)
HVS-49SD	SD-SDI: 525/59.94i (NTSC), 625/50i (PAL)
Video inputs	HD-SDI: 1.5 Gbps or 3G-SDI : 3 Gbps 75Ω BNC x 16, (frame synchronizer x 16, scaler x 4)
Video inputs (optional)	
HVS-49SD	SD-SDI: 270 Mbps
HVS-49IO	HD-SDI: 1.5 Gbps or 3G-SDI : 3 Gbps 75Ω BNC x 16 (frame synchronizer x 16, scaler x 4)

HVS-100DI-A	HD-SDI (1.5 Gbps) or 3G-SDI : 3 Gbps 75Ω BNC x 4
HVS-100AI	HD/SD analog component or analog composite 1.0 Vp-p 2 inputs BNC
HVS-100PCI	HDMI 1.2 (TYPE A) x 2, VGA x 1 1080p: HDTV 1080i, 1080PsF: XGA to WUXGA, HDTV 720p: XGA to WXGA, HDTV SD: VGA, SVGA, SDTV
HVS-NIF	NDI input x 4 Image Compression Methods: NDI HX (H.264), NDI HX (HEVC), NDI (SHQ2) Resolution: 1920 x 1080, 1280 x 720 Audio sample rate: 32 kHz, 44.1 kHz, 48 kHz recommended
Number of video input	Standard: 16 (SDI only) / Max.: 40 (varies depending on optional configuration)
Video outputs	HD-SDI: 1.5 Gbps or 3G-SDI : 3 Gbps 75Ω BNC x 8, (PGM x 2, AUX x 6), HDMI 2.0 Level-B (TYPE A) x 1 (HDCP-incompatible. AUDIO support)
Video outputs (optional)	
HVS-49SD	SD-SDI: 270 Mbps
HVS-49IO	HD-SDI: 1.5 Gbps or 3G-SDI : 3 Gbps 75Ω BNC x 8 (PGM x 2, AUX x 6), HDMI 2.0 Level-B (TYPE A) x 1 (HDCP-incompatible. AUDIO support)
HVS-100DO	HD-SDI (1.5 Gbps) or 3G-SDI (3 Gbps), BNC x 2, 75 Ω
HVS-100AO	HD/SD analog component or analog composite 1.0 Vp-p 2 outputs BNC
HVS-100PCO	HDMI 1.2 (TYPE A) x 2, VGA x 1
(HDMI)	1080p: SXGA to WUXGA (1080p/25, 29.97), HDTV 1080i, 1080PsF: SXGA to WUXGA, HDTV 720p: SXGA, WXGA, HDTV SD: SVGA, SDTV
(VGA)	1080i, 1080PsF: SXGA to WUXGA, HDTV 720p: SXGA, WXGA, HDTV SD: SVGA
HVS-NIF	NDI output x 2 Image Compression Method: NDI HX (H.264), NDI HX (HEVC), NDI (SHQ2) System format: 1080p, 1080i, 1080/29.97PsF, 1080/25PsF, 720p
Number of video outputs	Standard: 9 (SDI x 8 + HDMI x 1) / Max.: 22 (varies depending on optional configuration)
AUX	Standard: 6, Max.: 12 * Effect transitions available for all AUX signal changes
Color sampling	4:2:2, 10-bit
Multi viewer	Output channels: 3 (SD formats: 2) Split display: 2/4/5/7/9/10/11/14/15/16 (Max. 49 via HDMI 2.0 Level B) Display: Title, tally, audio level meter
Process amplifier	Equipped with all inputs
Still/clip store	4 channels

2.5D DVE	16 channels (8 channels in 1080/59.94p, 50p with bus restrictions) * 16 channels with HVS-49DVE option
Transitions	Available controller: Fader controller, AUTO button, CUT button Type: MIX or WIPE (DVE included)
Genlock input	BB: 0.429 Vp-p (NTSC)/0.45 Vp-p (PAL) or Tri-level sync: ± 0.3 Vp-p, 75 Ω , BNC x1, loop-through (to be terminated with 75 Ω terminator, if unused)
Genlock output	BB: 0.429 Vp-p (NTSC)/0.45 Vp-p (PAL) or Tri-sync: 0.6 Vp-p, 75 Ω , BNC x 1
System phase adjustment	Horizontal: -1/2H to +1/2H
Video I/O delay	Minimum delay (Approx. 1.4H) * 720/59.94p (Approx. 1.7H), 720/50p (Approx. 1.8H), SD (Approx. 2.6H) 0 to 1 frames + Minimum delay (when FS or input re-sizing engine used) 1 to 2 frames + Minimum delay (when FS or input re-sizing engine plus DVE used) 2 to 3 frames + Minimum delay (when FS or input re-sizing engine plus output re-sizing engine plus DVE used)
External memory	SD-CARD slot
Audio Input (optional)	
HVS-49AES (AES/EBU)	Balanced, 0.2-7 Vp-p, 110 Ω , 25-pin D-Sub (female) x 1, input/output, 4 stereo channel pairs, 32/44.1/48 kHz, 16-bit to 24-bit or Unbalanced, 1.0 Vp-p, 75 Ω , BNC x 4, 4 stereo channel pairs, 32/44.1/48 kHz, 16-bit to 24-bit
Audio Output (optional)	
HVS-49AES (AES/EBU)	Balanced, 3.3 Vp-p, 110 Ω , 25-pin D-Sub (female) x 1, input/output, 4 stereo channel pairs, 48 kHz, 24-bit Unbalanced, 1.0 Vp-p, 75 Ω , BNC x 4, 4 stereo channel pairs, 48 kHz, 24-bit
Audio Delay	0 - 85 ms (adjustable in 1 ms steps)
Audio Processing Functions	Sampling rate converter (SRC), Gain control
Interface	
LAN HVS (OU) LAN EXT	10/100BASE-TX, RJ-45 x 2 For OU and other external control unit connection
LAN1, LAN2	IP Control (HVS-NIF): 10/100/1000BASE-T, RJ-45 x 2
GPI IN/ALARM	25-pin D-sub (female) x 1 (inch screw) 19 inputs
GPI/TALLY OUT	25-pin D-sub (female) x 1 (inch screw) 22 outputs
RS-422	9-pin D-sub (female) x 2 (inch screw) *For router connection
HVS LAN	HVS-491OU/492OU/492WOU/492ROU: 10/100BASE-TX, RJ-45 x 1
GPI I/O	HVS-491OU/492OU/492WOU/492ROU: 15-pin D-sub (female) x 1 (inch screw), 6 inputs/6 outputs

4K Mode

4K UHD (3840 x 2160)	59.94 / 50p Quad Link 3G-SDI Level-A/B-DL (2SI/SQD) 4:2:2 YCbCr 10-bit * Level-B-DL input signals are output as Level-A signals. 29.97 / 25 / 24 / 23.98p Dual Link 3G-SDI Level-B-DS (2SI) 4:2:2 YCbCr 10-bit Quad Link 1.5G-SDI (SQD) 4:2:2 YCbCr 10-bit 29.97 / 25 / 24 / 23.98 PsF 59.94 / 50i Quad Link 1.5G-SDI (SQD) 4:2:2 YCbCr 10-bit
SDI input	8 inputs (Max 10 inputs) * Frame synchronizer on each input
SDI output	4 outputs (Max 5 outputs)
HDMI output	2 outputs HDMI2.0 Level-B (YUV 4:2:0)
WIPE pattern	Available (limited patterns)
WIPE modify	Same manner as working in normal (HD) mode (Only borders available in SQD mode)
Transition	Execution: Fader lever, AUTO or CUT button Type: MIX and WIPE
DVE	Available in 2SI mode 4 channels (2 channels for 1080/59.94p and 50p signals) * With HVS-49DVE option installed 5 channels (4 channels for 1080/59.94p and 50p signals)
KEYER	2 channels (KEY1 and KEY2) Luminance, Full, and Bus keying and Box mask Pattern mask and EDGE (Available in 2SI mode)
FLEXaKEY	One channel Luminance, Full, and Bus key Displayed on M/E or AUX
Chromakey	1 channel
Sub Effects	1 channel Mosaic and Defocus available only in 2SI mode.
Color Corrector	1 channel
Multiviewer	3 channels (2K output) Layout patterns limited
UTILITY	1 channel
STILL	1 channel INPUT STILL available for all inputs
Event memory	100 events: Crossfade switching available during event recall * Event data in Normal mode are unavailable.
Macro	Same as in normal mode
Genlock Input	Same as in normal mode
System Phase Adjust	Same as in normal mode
Genlock Output	Same as in normal mode
I/O Delay	Same as in normal mode

Unavailable functions	Side panel MELite re-entry into M/E, KEYER or FLEXaKEY is disabled in SQD mode.
Parameters to be reset by switching to 4K mode	M/E 1, M/E 2, AUX and MELite settings KEY LINK and FLEXaKEY settings Side Panel, MV and Standard Color Corrector settings

HVS-490 Options

HVS-100DI-A	HD/SD-SDI input expansion card
HVS-100AI	Analog input card
HVS-100PCI	PC input card
HVS-100DO	HD/SD-SDI output expansion card
HVS-100AO	Analog output card
HVS-100PCO	PC output card
HVS-49IO	16-input / 9-output (SDI: 8ch, HDMI: 1ch) expansion card
HVS-49PSM	Redundant Power Supply Unit for HVS-490
HVS-49SSD240G	SSD Option (Capacity: 240 GB)
HVS-49ED	Editor Control Software
HVS-49EXP4K	4K Format Option Software
HVS-49DVE	2.5D DVE expansion card
HVS-49SD	SD Format Option Software
HVS-49AES	Digital Audio I/O Card
HVS-NIF	NDI I/F card

HVS-490 Accessories

AC cord, EIA rack mount brackets, and Quick setup guide

HVS-491OU/492OU/492WOU/492ROU Options

HVS-490PSO	Redundant Power Supply Unit for operation units
Rack Mount Brackets	Rack Mount Brackets for operation units

HVS-491OU/492OU/492WOU/492ROU Accessories

Control cable and AC cord

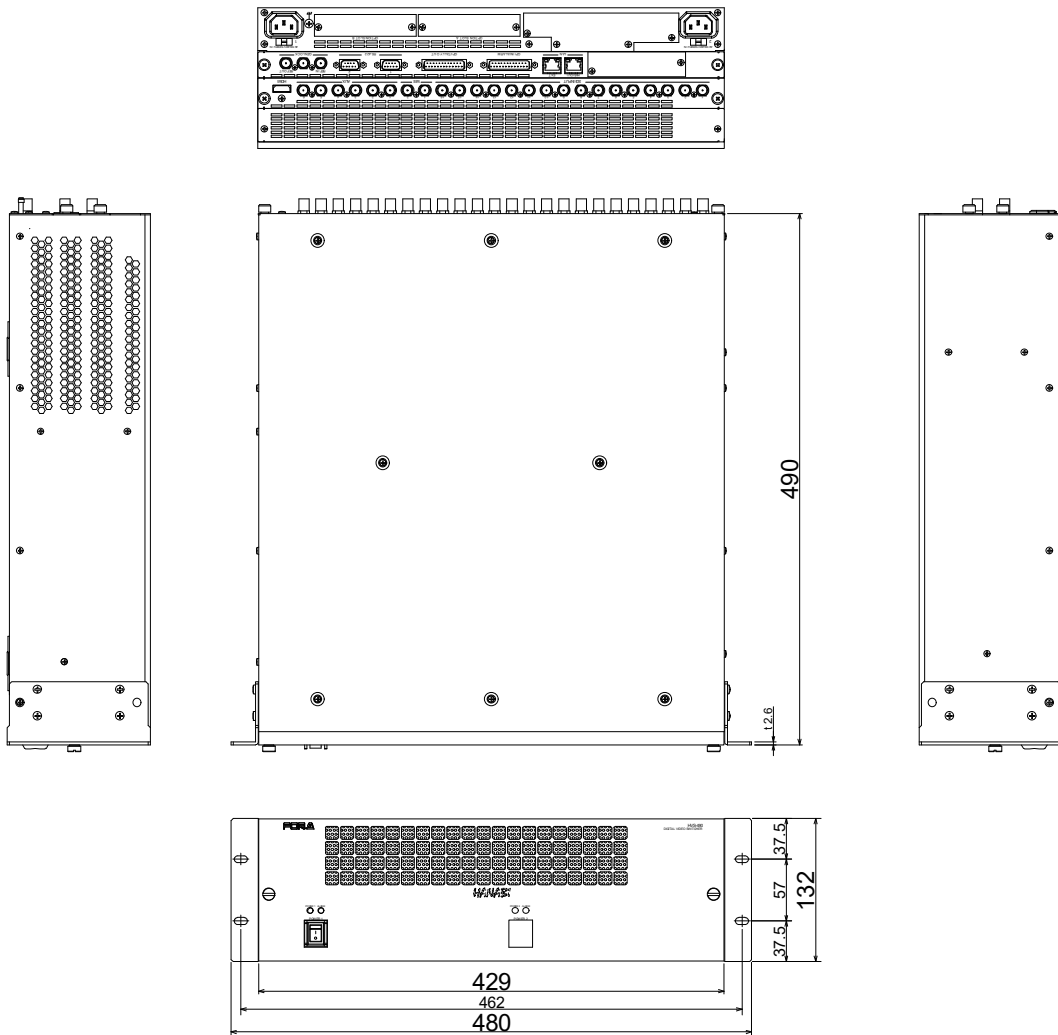
Other Options

HVS-AUX16A/16B/16C/16D/32A/64A	Auxiliary Unit (Ethernet LAN connection)
HVS-TALR32	Tally Control Unit (Relay type) (Hanabi Series Option) (RS-422 connection)
HVS-TALOC32	Tally Control Unit (Open Collector type) (Hanabi Series Option) (RS-422 connection)

2. External Dimensions

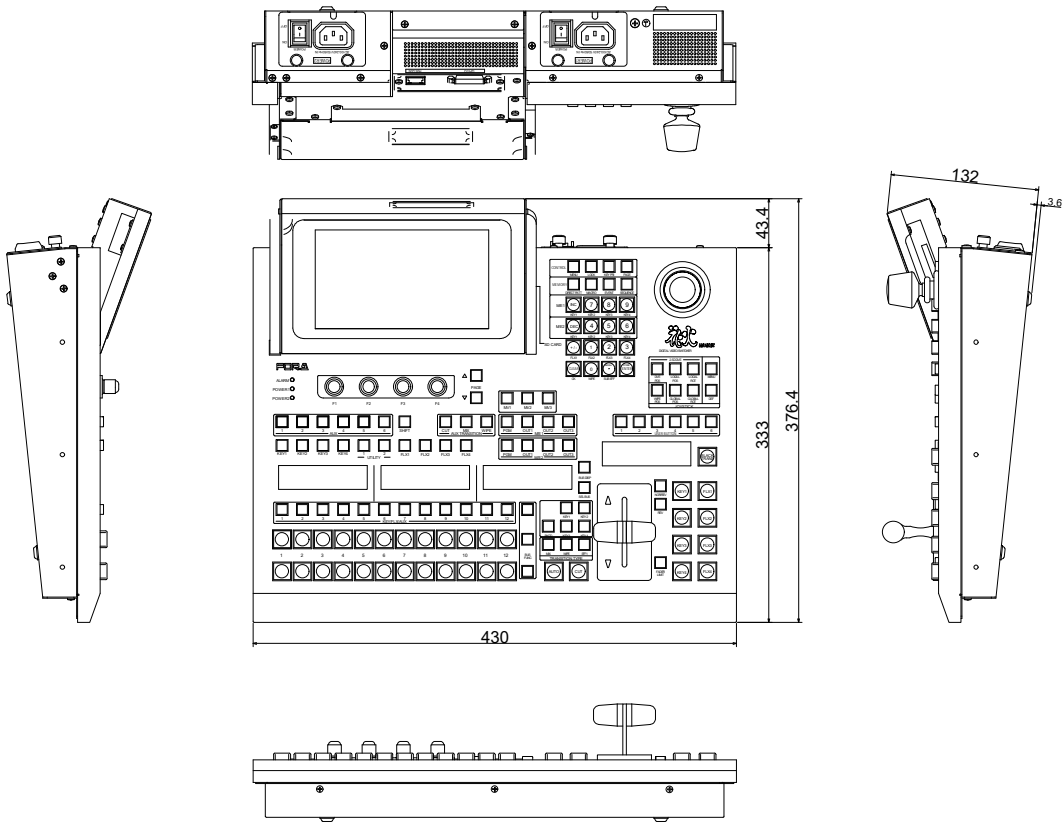
HVS-490

(All dimensions in mm.)



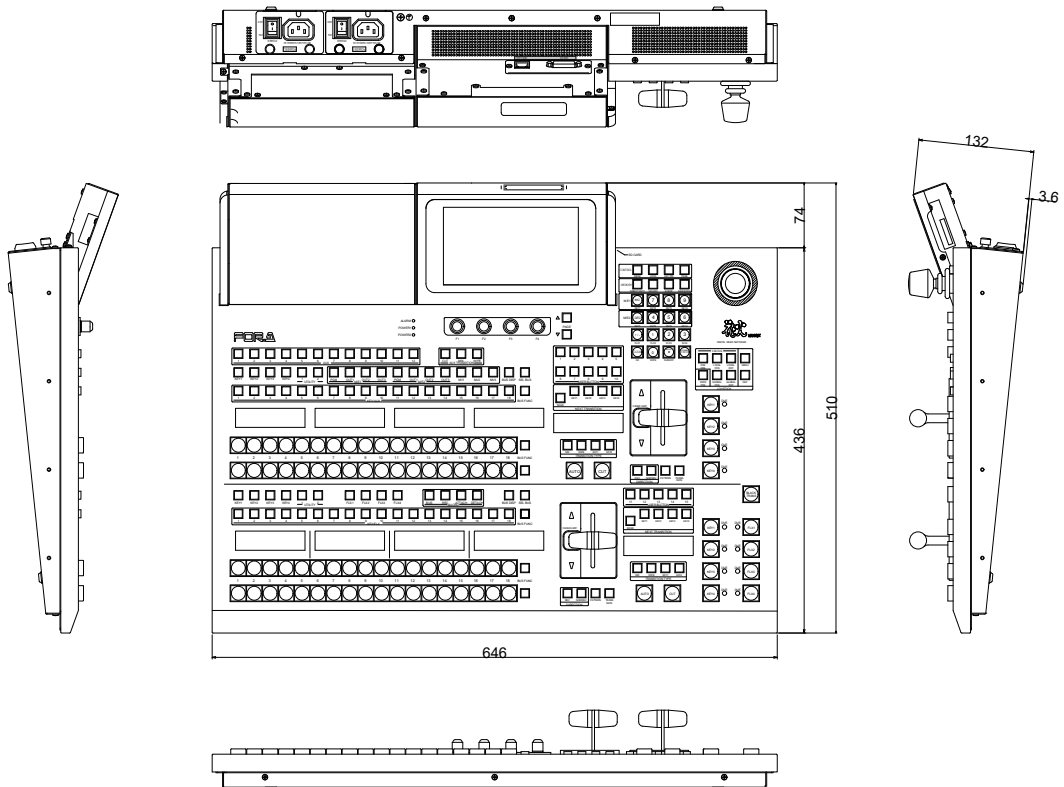
HVS-4910U

(All dimensions in mm.)



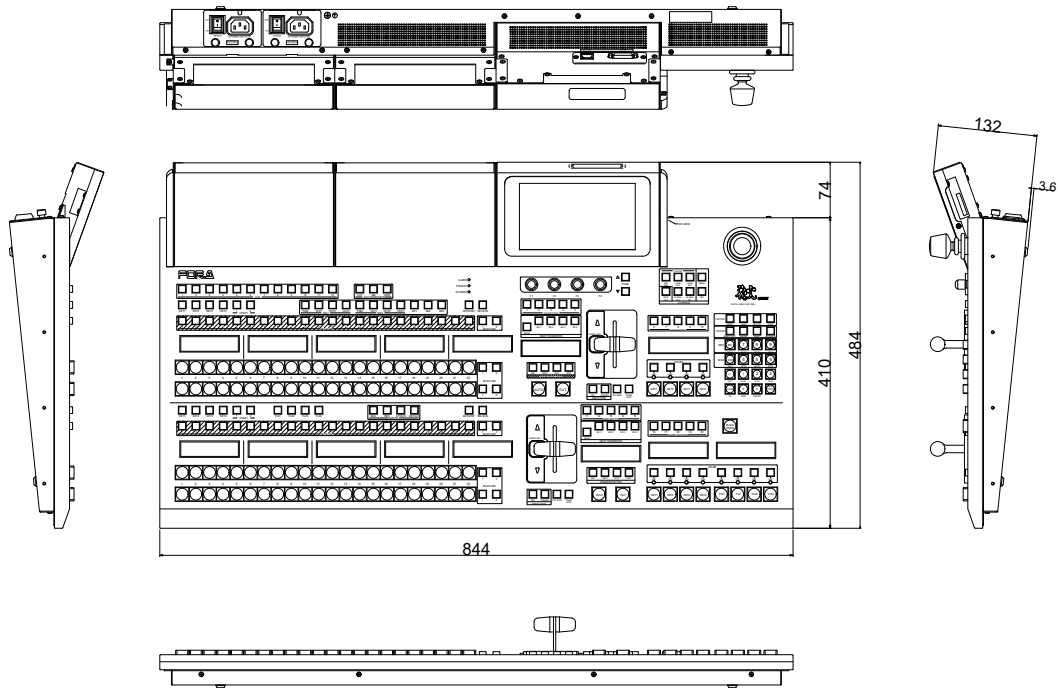
HVS-4920U

(All dimensions in mm.)



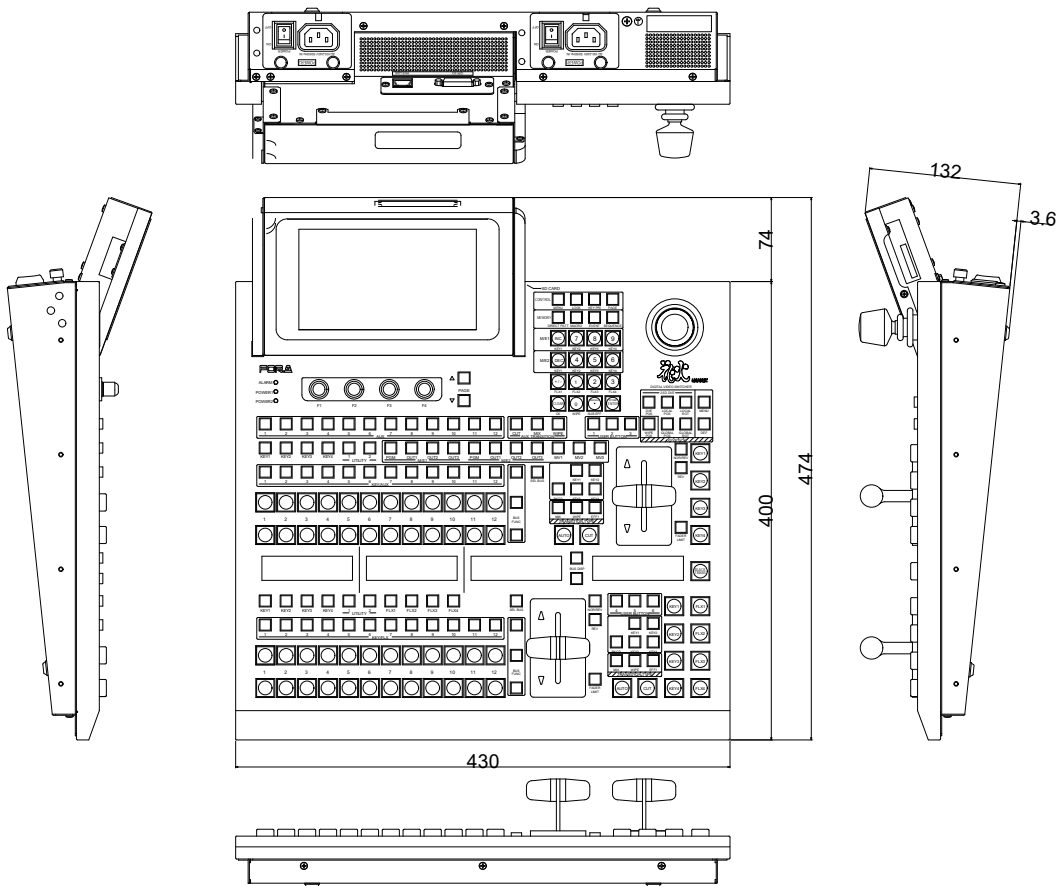
HVS-492WOU

(All dimensions in mm.)



HVS-492ROU

(All dimensions in mm.)





FOR-A COMPANY LIMITED www.for-a.com

ISO 9001 and 14001 certified
(Sakura R&D)

Head Office:

3-8-1 Ebisu, Shibuya-ku, Tokyo 150-0013, Japan
Tel: +81 (0)3-3446-3936

**FOR-A Corporation of America
Corporate Office/Service Center:**

11155 Knott Ave., Suite G, H & I, Cypress, CA 90630, U.S.A.
Tel: +1 714-894-3311

FOR-A Corporation of America Northeast Office:

Tel: +1 973-220-8471

FOR-A Corporation of America Southeast Office:

Tel: +1 305-773-7608

FOR-A Corporation of America Support Center:

2400 N.E. Waldo Road, Gainesville, FL 32609, U.S.A.
Tel: +1 352-262-5779

FOR-A Latin America and the Caribbean Miami Office:

Tel: +1 657-600-5759

FOR-A Latin America and the Caribbean Sao Paulo Office:

Tel: +55 11-99913-3751

FOR-A Latin America and the Caribbean Mexico City Office:

Tel: +52-55-5072-4969

FOR-A Europe S.r.l.:

Via Volturmo, 37, 20861 Brugherio MB, Italy
Tel: +39 (0)39-916-4811

FOR-A UK Limited:

Trident Court, 1 Oakcroft Road, Chessington, KT9 1BD, UK
Tel: +44 (0)20-3044-2935

FOR-A Italia S.r.l.:

Via Volturmo, 37, 20861, Brugherio MB, Italy
Tel: +39 (0)39-881-086

FOR-A Corporation of Korea:

1007, 57-5, Yangsan-ro, Yeongdeungpo-gu, Seoul 07271, Korea
Tel: +82 (0)2-2637-0761

FOR-A China Limited:

1618A Huateng Building, No. 302, 3 District, Jinsong, Chaoyang,
Beijing 100021, China
Tel: +86 (0)10-8721-6023

FOR-A Middle East-Africa Office:

DSC Tower, Office 207, Dubai Studio City,
P.O. Box 502688, Dubai, UAE
Tel: +971 (0)4-551-5830

FOR-A India Private Limited Corporate Office:

Unit No: 800, World Trade Tower, Sector-16, Noida-201301, Uttar
Pradesh, India
Tel: +91-120-4238674 / +91-120-4252330

FOR-A India Private Limited Mumbai Office:

202-203, Wellington Business Park No-01, Marol, Off, Andheri Kurla
Road, Andheri East, Mumbai-400059, Maharashtra, India
Tel: +91 22-49795570

FOR-A South East Asia Hong Kong Office:

Studio 09, Rm. A1, 3/F., Phase 1, Hang Fung Ind. Bldg., 2G Hok
Yuen St., Hung Hom, Hong Kong
Tel: +852-2110-9227

FOR-A South East Asia Singapore Office:

Tel: +65-8686-8086